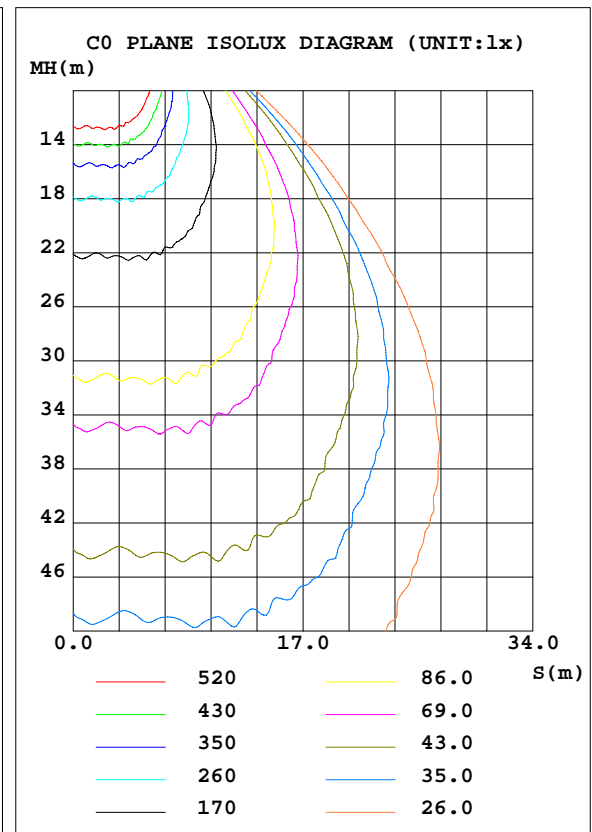
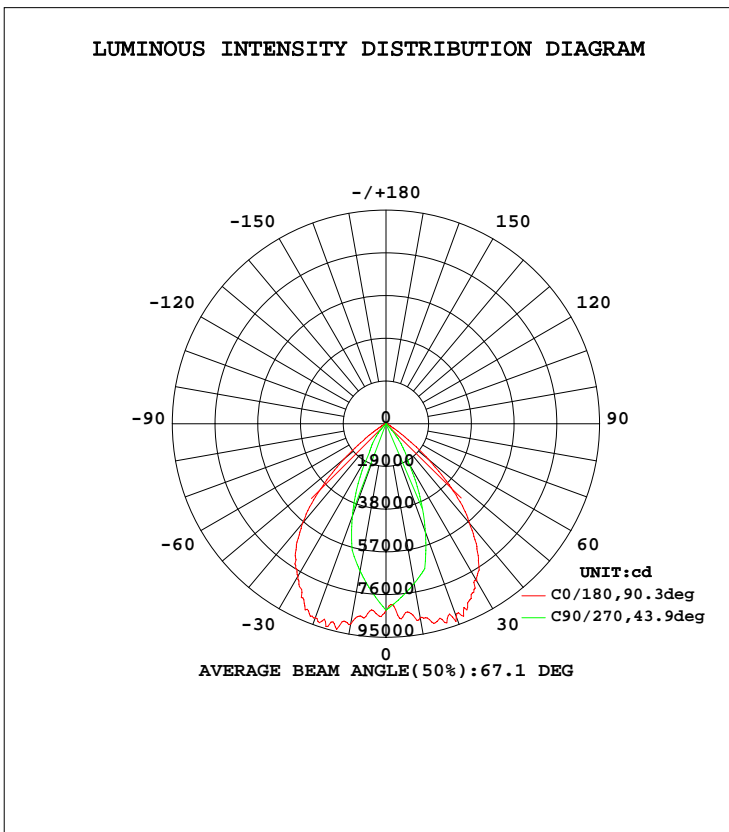


LUMINAIRE PHOTOMETRIC TEST REPORT

Test:U:220.2V I:4.430A P:978.3W PF:0.9800 Lamp Flux:85025.7x1 lm		
NAME: LED FLOOD LIGHT	TYPE:IP65	WEIGHT:35
SPEC.:QH-TGC1000-1000W	DIM.:	SERIAL No.:
MFR.: QINHAN	SUR.:	PROTECTION ANGLE:

DATA OF LAMP		PHOTOMETRIC DATA Eff: 86.91 lm/W			
MODEL	XTE R5	I _{max} (cd)	94071	S/MH(C0/180)	1.29
NOMINAL POWER(W)	1000	LOR(%)	100.0	S/MH(C90/270)	0.67
RATED VOLTAGE(V)	220	TOTAL FLUX(lm)	85026	η UP, DN(C0-180)	0.0, 48.2
NOMINAL FLUX(lm)	85025.7	CIE CLASS	DIRECT	η UP, DN(C180-360)	0.0, 51.8
LAMPS INSIDE	1	η up(%)	0.0	CIBSE SHR NOM	0.50
TEST VOLTAGE(V)	220.1	η down(%)	100.0	CIBSE SHR MAX	0.70



C Range: 0 - 360DEG
 C Interval: 5.0DEG
 Test Speed: HIGH
 Temperature:25.3DEG
 Operators:
 Test Date:2014-12-12

γ Range: 0 - 90DEG
 γ Interval: 0.5DEG
 Test System:EVERFINE GO-2000B_V1 SYSTEM V2.0.279
 Humidity:65.0%
 Test Distance:8.000m [K=1.0000]
 Remarks: 50-90度

ZONAL FLUX DIAGRAM

ZONAL FLUX DIAGRAM:

γ	C0	C45	C90	C135	C180	C225	C270	C315	γ	Φ zone	Φ total	%lum, lamp
5	8370	7787	7471	7993	8630	8088	7754	7900	0- 5	1928	1928	2.27,2.27
10	9043	7383	6647	7295	8769	7466	7214	7625	5- 10	5565	7493	8.81,8.81
15	9125	6939	5824	6837	9029	7076	6674	7321	10- 15	8860	16353	19.2,19.2
20	9181	6143	4378	6255	9153	6659	5127	6747	15- 20	11404	27757	32.6,32.6
25	8644	4923	2932	4991	8710	5496	3581	5606	20- 25	12568	40324	47.4,47.4
30	7837	3637	1486	3787	8072	4043	2035	4184	25- 30	12121	52445	61.7,61.7
35	7029	2156	1004	2389	7156	2546	1376	2717	30- 35	10563	63008	74.1,74.1
40	5778	911.7	521.9	1217	5769	1232	716.2	1475	35- 40	8633	71641	84.3,84.3
45	4117	543.0	39.89	778.0	4233	751.0	56.94	939.3	40- 45	6285	77926	91.7,91.7
50	2433	257.4	30.34	368.9	2455	356.4	42.54	452.1	45- 50	3859	81786	96.2,96.2
55	1011	25.36	20.79	32.13	1044	32.35	28.14	33.37	50- 55	1991	83777	98.5,98.5
60	330.3	19.15	11.24	23.54	358.0	24.08	13.74	25.56	55- 60	773.0	84550	99.4,99.4
65	128.3	11.91	8.587	15.10	163.1	15.85	10.37	17.39	60- 65	280.0	84830	99.8,99.8
70	53.14	6.844	5.938	9.657	55.95	9.534	6.998	10.76	65- 70	110.2	84940	99.9,99.9
75	16.17	4.894	3.290	6.138	20.69	6.094	3.628	6.387	70- 75	55.44	84995	100,100
80	6.140	1.990	0	2.195	7.187	2.188	0	2.148	75- 80	23.43	85019	100,100
85	1.480	0	0	0	1.803	0	0	0	80- 85	6.305	85025	100,100
90	0.2170	0	0	0	0.2078	0	0	0	85- 90	0.6956	85026	100,100
95									90- 95			
100									95-100			
105									100-105			
110									105-110			
115									110-115			
120									115-120			
125									120-125			
130									125-130			
135									130-135			
140									135-140			
145									140-145			
150									145-150			
155									150-155			
160									155-160			
165									160-165			
170									165-170			
175									170-175			
180									175-180			
DEG	LUMINOUS INTENSITY:×10cd								UNIT:lm			

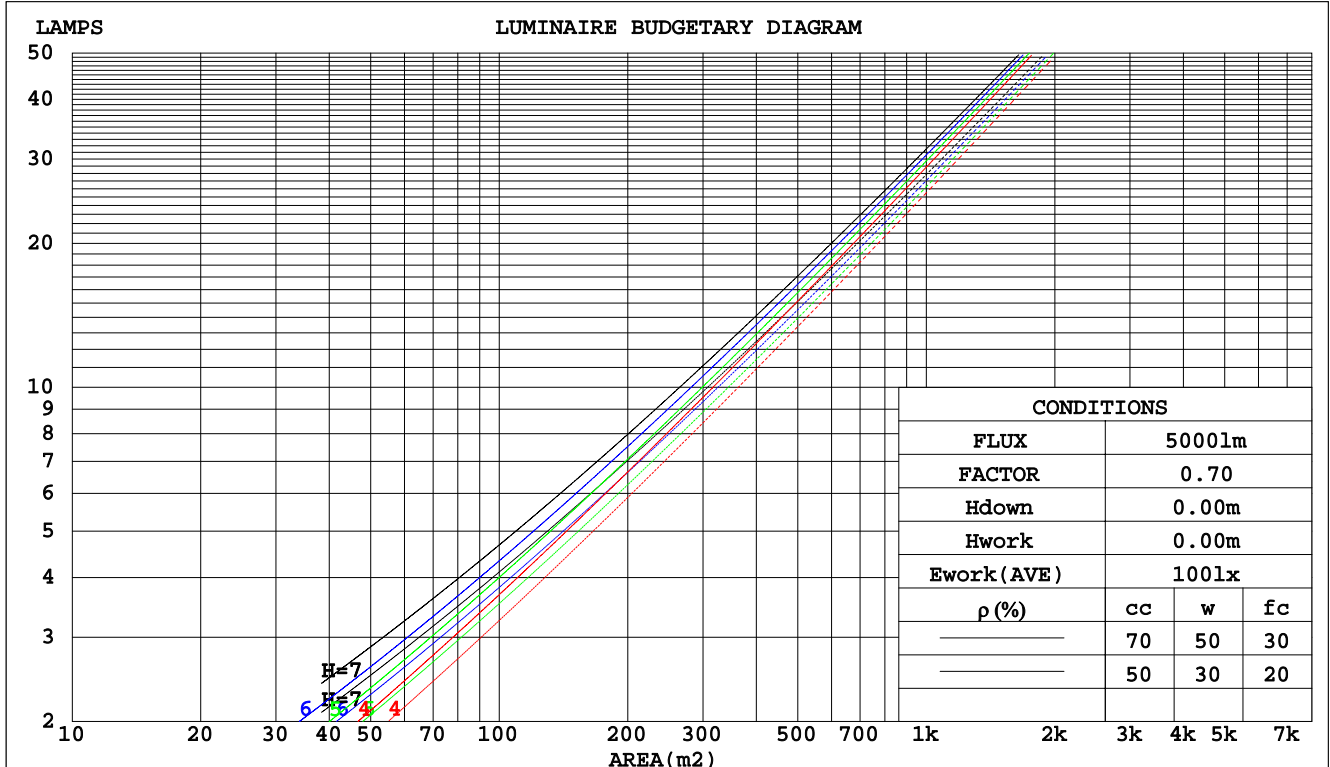
C Range: 0 - 360DEG
 C Interval: 5.0DEG
 Test Speed: HIGH
 Temperature:25.3DEG
 Operators:
 Test Date:2014-12-12

γ Range: 0 - 90DEG
 γ Interval: 0.5DEG
 Test System:EVERFINE GO-2000B_V1 SYSTEM V2.0.279
 Humidity:65.0%
 Test Distance:8.000m [K=1.0000]
 Remarks: 50-90度

CU AND LUMINAIRE BUDGETARY ESTIMATE DIAGRAM

Test:U:220.2V I:4.430A P:978.3W PF:0.9800 Lamp Flux:85025.7x1 lm		
NAME: LED FLOOD LIGHT	TYPE:IP65	WEIGHT:35
SPEC.:QH-TGC1000-1000W	DIM.:	SERIAL No.:
MFR.: QINHAN	SUR.:	PROTECTION ANGLE:

pcc	80%			70%			50%			30%			10%			0
	50%	30%	10%	50%	30%	10%	50%	30%	10%	50%	30%	10%	50%	30%	10%	0
pw																0
pfc	20%			20%			20%			20%			20%			0
RCR	RCR:Room Cavity Ratio															
	Coefficients of Utilization(CU)															
0.0	1.19	1.19	1.19	1.16	1.16	1.16	1.11	1.11	1.11	1.06	1.06	1.06	1.02	1.02	1.02	.00
1.0	1.10	1.08	1.05	1.08	1.06	1.03	1.04	1.02	1.00	1.00	.99	.97	.97	.96	.94	.93
2.0	1.02	.97	.94	1.00	.96	.93	.97	.94	.91	.94	.91	.89	.91	.89	.87	.85
3.0	.94	.89	.84	.93	.88	.84	.90	.86	.82	.88	.84	.81	.85	.82	.80	.78
4.0	.87	.81	.77	.86	.81	.76	.84	.79	.75	.82	.78	.74	.80	.76	.74	.72
5.0	.81	.75	.70	.80	.74	.70	.78	.73	.69	.76	.72	.68	.75	.71	.68	.66
6.0	.75	.69	.64	.75	.69	.64	.73	.68	.64	.72	.67	.63	.70	.66	.63	.61
7.0	.70	.64	.59	.70	.64	.59	.68	.63	.59	.67	.62	.59	.66	.62	.58	.57
8.0	.66	.59	.55	.65	.59	.55	.64	.59	.55	.63	.58	.54	.62	.58	.54	.53
9.0	.62	.56	.51	.61	.55	.51	.60	.55	.51	.59	.54	.51	.59	.54	.51	.49
10.0	.58	.52	.48	.58	.52	.48	.57	.51	.48	.56	.51	.48	.55	.51	.47	.46



C Range: 0 - 360DEG
 C Interval: 5.0DEG
 Test Speed: HIGH
 Temperature:25.3DEG
 Operators:
 Test Date:2014-12-12

γ Range: 0 - 90DEG
 γ Interval: 0.5DEG
 Test System:EVERFINE GO-2000B_V1 SYSTEM V2.0.279
 Humidity:65.0%
 Test Distance:8.000m [K=1.0000]
 Remarks: 50-90度

WEC AND CCEC

Test:U:220.2V I:4.430A P:978.3W PF:0.9800 Lamp Flux:85025.7x1 lm		
NAME: LED FLOOD LIGHT	TYPE:IP65	WEIGHT:35
SPEC.:QH-TGC1000-1000W	DIM.:	SERIAL No.:
MFR.: QINHAN	SUR.:	PROTECTION ANGLE:

ρcc	80%			70%			50%			30%			10%			0
ρw	50%	30%	10%	50%	30%	10%	50%	30%	10%	50%	30%	10%	50%	30%	10%	0
ρfc	20%			20%			20%			20%			20%			0
RCR	RCR:Room Cavity Ratio						Wall Exitance Coefficients(WEC)									
0.0																
1.0	.189	.108	.034	.182	.104	.033	.170	.097	.031	.158	.091	.029	.147	.085	.028	
2.0	.183	.100	.031	.177	.098	.030	.167	.093	.029	.157	.088	.028	.148	.084	.026	
3.0	.175	.093	.028	.171	.091	.028	.161	.087	.027	.153	.084	.026	.145	.080	.025	
4.0	.168	.087	.026	.163	.085	.025	.155	.082	.025	.148	.079	.024	.141	.077	.023	
5.0	.160	.081	.024	.156	.080	.023	.149	.078	.023	.143	.075	.022	.137	.073	.022	
6.0	.153	.076	.022	.149	.075	.022	.143	.073	.021	.137	.071	.021	.132	.069	.021	
7.0	.146	.072	.020	.143	.071	.020	.137	.069	.020	.132	.068	.020	.127	.066	.019	
8.0	.139	.068	.019	.137	.067	.019	.132	.066	.019	.127	.064	.019	.123	.063	.018	
9.0	.133	.064	.018	.131	.064	.018	.126	.062	.018	.122	.061	.018	.118	.060	.017	
10.0	.127	.061	.017	.125	.061	.017	.121	.059	.017	.118	.058	.017	.114	.057	.016	

ρcc	80%			70%			50%			30%			10%			0
ρw	50%	30%	10%	50%	30%	10%	50%	30%	10%	50%	30%	10%	50%	30%	10%	0
ρfc	20%			20%			20%			20%			20%			0
RCR	RCR:Room Cavity Ratio						Ceiling Cavity Exitance Coefficients(CCEC)									
0.0	.190	.190	.190	.163	.163	.163	.111	.111	.111	.064	.064	.064	.020	.020	.020	
1.0	.172	.157	.144	.147	.135	.124	.101	.093	.086	.058	.054	.050	.019	.017	.016	
2.0	.158	.132	.111	.135	.114	.096	.093	.079	.067	.053	.046	.039	.017	.015	.013	
3.0	.146	.114	.088	.125	.098	.076	.086	.068	.053	.050	.040	.031	.016	.013	.010	
4.0	.137	.099	.070	.117	.086	.061	.081	.060	.043	.047	.035	.026	.015	.011	.008	
5.0	.129	.088	.058	.110	.076	.050	.076	.053	.035	.044	.031	.021	.014	.010	.007	
6.0	.122	.079	.048	.104	.068	.042	.072	.048	.030	.042	.028	.018	.013	.009	.006	
7.0	.115	.071	.040	.099	.062	.035	.069	.043	.025	.040	.026	.015	.013	.008	.005	
8.0	.110	.065	.035	.094	.057	.030	.065	.040	.021	.038	.023	.013	.012	.008	.004	
9.0	.105	.060	.030	.090	.052	.026	.063	.037	.019	.036	.022	.011	.012	.007	.004	
10.0	.100	.056	.026	.086	.048	.023	.060	.034	.016	.035	.020	.010	.011	.007	.003	

C Range: 0 - 360DEG
 C Interval: 5.0DEG
 Test Speed: HIGH
 Temperature:25.3DEG
 Operators:
 Test Date:2014-12-12

γ Range: 0 - 90DEG
 γ Interval: 0.5DEG
 Test System:EVERFINE GO-2000B_V1 SYSTEM V2.0.279
 Humidity:65.0%
 Test Distance:8.000m [K=1.0000]
 Remarks: 50-90度

Uncorrected UGR Table

Test:U:220.2V I:4.430A P:978.3W PF:0.9800 Lamp Flux:85025.7x1 lm										
NAME: LED FLOOD LIGHT					TYPE:IP65			WEIGHT:35		
SPEC.:QH-TGC1000-1000W					DIM.:			SERIAL No.:		
MFR.: QINHAN					SUR.:			PROTECTION ANGLE:		
ceiling/cavity	0.7	0.7	0.5	0.5	0.3	0.7	0.7	0.5	0.5	0.3
walls	0.5	0.3	0.5	0.3	0.3	0.5	0.3	0.5	0.3	0.3
working plane	0.2	0.2	0.2	0.2	0.2	0.2	0.2	0.2	0.2	0.2
Room dimensions	Viewed crosswise					Viewed endwise				
x = 2H y = 2H	30.2	31.2	30.4	31.4	31.6	18.2	19.2	18.4	19.4	19.6
3H	30.0	31.0	30.3	31.2	31.4	18.0	19.0	18.3	19.2	19.4
4H	29.9	30.8	30.2	31.1	31.3	17.9	18.8	18.2	19.0	19.3
6H	29.8	30.7	30.1	30.9	31.2	17.8	18.7	18.1	18.9	19.2
8H	29.8	30.6	30.1	30.9	31.1	17.8	18.6	18.1	18.8	19.1
12H	29.8	30.5	30.1	30.8	31.1	17.7	18.5	18.1	18.8	19.1
4H 2H	29.9	30.8	30.2	31.0	31.3	18.0	18.9	18.3	19.2	19.4
3H	29.7	30.5	30.1	30.8	31.1	17.9	18.6	18.2	18.9	19.2
4H	29.7	30.4	30.0	30.7	31.0	17.8	18.5	18.1	18.8	19.1
6H	29.6	30.2	29.9	30.5	30.9	17.7	18.3	18.1	18.6	19.0
8H	29.5	30.1	29.9	30.4	30.8	17.6	18.2	18.0	18.6	18.9
12H	29.5	30.0	29.9	30.4	30.7	17.6	18.1	18.0	18.5	18.9
8H 4H	29.5	30.1	29.9	30.4	30.8	17.6	18.2	18.0	18.6	18.9
6H	29.4	29.9	29.8	30.3	30.7	17.5	18.0	18.0	18.4	18.8
8H	29.4	29.8	29.8	30.2	30.6	17.5	17.9	17.9	18.3	18.8
12H	29.3	29.7	29.8	30.1	30.6	17.4	17.8	17.9	18.2	18.7
12H 4H	29.5	30.0	29.9	30.4	30.7	17.6	18.1	18.0	18.5	18.9
6H	29.4	29.8	29.8	30.2	30.6	17.5	17.9	17.9	18.3	18.8
8H	29.3	29.7	29.8	30.1	30.6	17.4	17.8	17.9	18.2	18.7
Variations with the observer position at spacings:										
S = 1.0H	+ 4.5 / - 9.8					+ 2.6 / -15.3				
1.5H	+ 4.8 / -12.5					+ 4.5 / -14.1				
2.0H	+ 7.9 / -22.4					+ 3.4 / - 3.3				

CIE Pub.117 Corrected 85026 lm Total Lamp Luminous Flux.(8log(F/F0) = 15.4)

C Range: 0 - 360DEG
 C Interval: 5.0DEG
 Test Speed: HIGH
 Temperature:25.3DEG
 Operators:
 Test Date:2014-12-12

γ Range: 0 - 90DEG
 γ Interval: 0.5DEG
 Test System:EVERFINE GO-2000B_V1 SYSTEM V2.0.279
 Humidity:65.0%
 Test Distance:8.000m [K=1.0000]
 Remarks: 50-90度

UTILIZATION FACTORS TABLE

Test:U:220.2V I:4.430A P:978.3W PF:0.9800 Lamp Flux:85025.7x1 lm		
NAME: LED FLOOD LIGHT	TYPE:IP65	WEIGHT:35
SPEC.:QH-TGC1000-1000W	DIM.:	SERIAL No.:
MFR.: QINHAN	SUR.:	PROTECTION ANGLE:

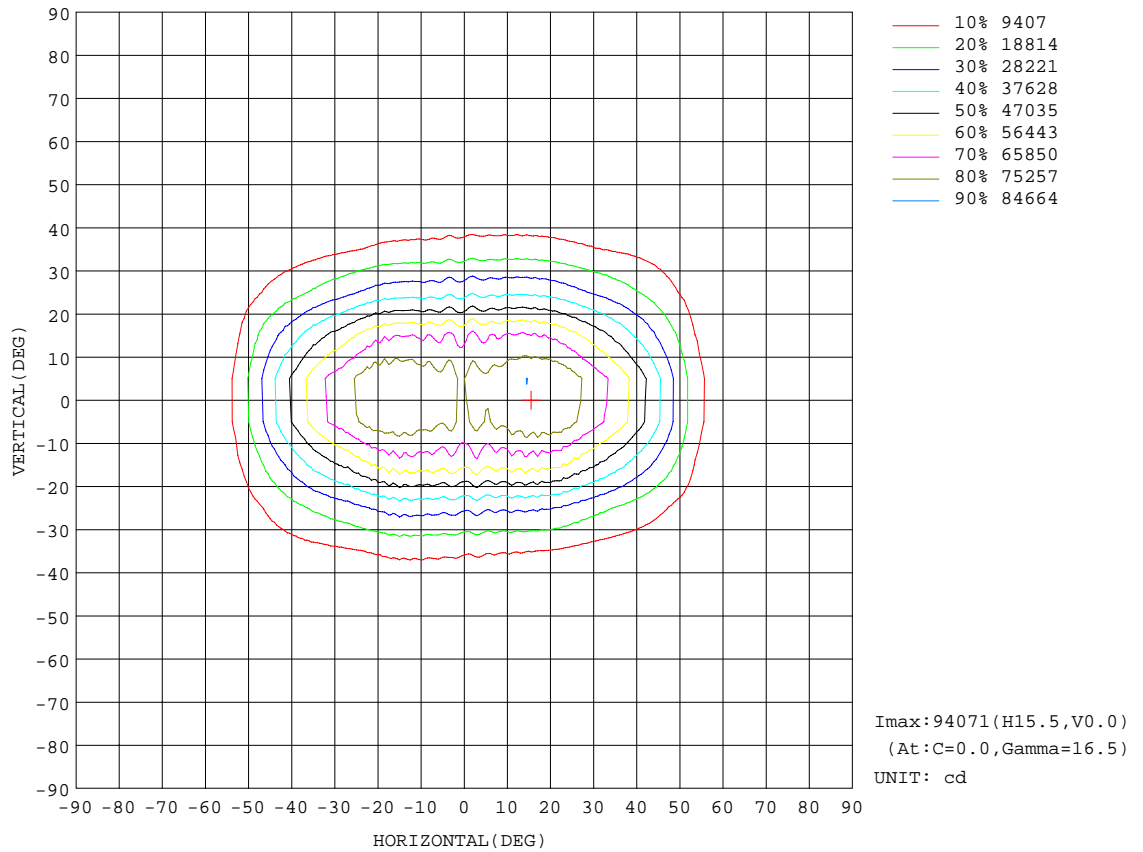
REFLECTANCE										
Ceiling	0.8	0.8	0.8	0.7	0.7	0.7	0.5	0.5	0.5	0
Walls	0.7	0.5	0.3	0.7	0.5	0.3	0.7	0.5	0.3	0
Working plane	0.2	0.2	0.2	0.2	0.2	0.2	0.2	0.2	0.2	0
ROOM INDEX	UTILIZATION FACTORS(PERCENT) $k(RI) \times RCR = 5$									
k = 0.60	81	74	70	81	74	69	80	73	69	65
0.80	90	83	79	89	83	79	88	82	78	74
1.00	96	89	85	95	89	85	93	89	84	80
1.25	100	95	91	99	94	90	97	93	89	85
1.50	104	98	94	102	97	94	100	96	93	88
2.00	107	102	99	106	101	98	103	99	97	91
2.50	109	105	101	107	103	100	104	101	99	92
3.00	111	107	104	109	106	103	105	103	101	94
4.00	113	110	107	111	108	106	107	105	103	96
5.00	114	112	109	112	110	108	108	106	105	97
ROOM INDEX	UF(total)									Direct
According to DIN EN 13032-2 2004			Suspended				SHRNOM = 1.25			

C Range: 0 - 360DEG
 C Interval: 5.0DEG
 Test Speed: HIGH
 Temperature:25.3DEG
 Operators:
 Test Date:2014-12-12

γ Range: 0 - 90DEG
 γ Interval: 0.5DEG
 Test System:EVERFINE GO-2000B_V1 SYSTEM V2.0.279
 Humidity:65.0%
 Test Distance:8.000m [K=1.0000]
 Remarks: 50-90度

ISOCANDELA DIAGRAM

Test:U:220.2V I:4.430A P:978.3W PF:0.9800 Lamp Flux:85025.7x1 lm		
NAME: LED FLOOD LIGHT	TYPE:IP65	WEIGHT:35
SPEC.:QH-TGC1000-1000W	DIM.:	SERIAL No.:
MFR.: QINHAN	SUR.:	PROTECTION ANGLE:

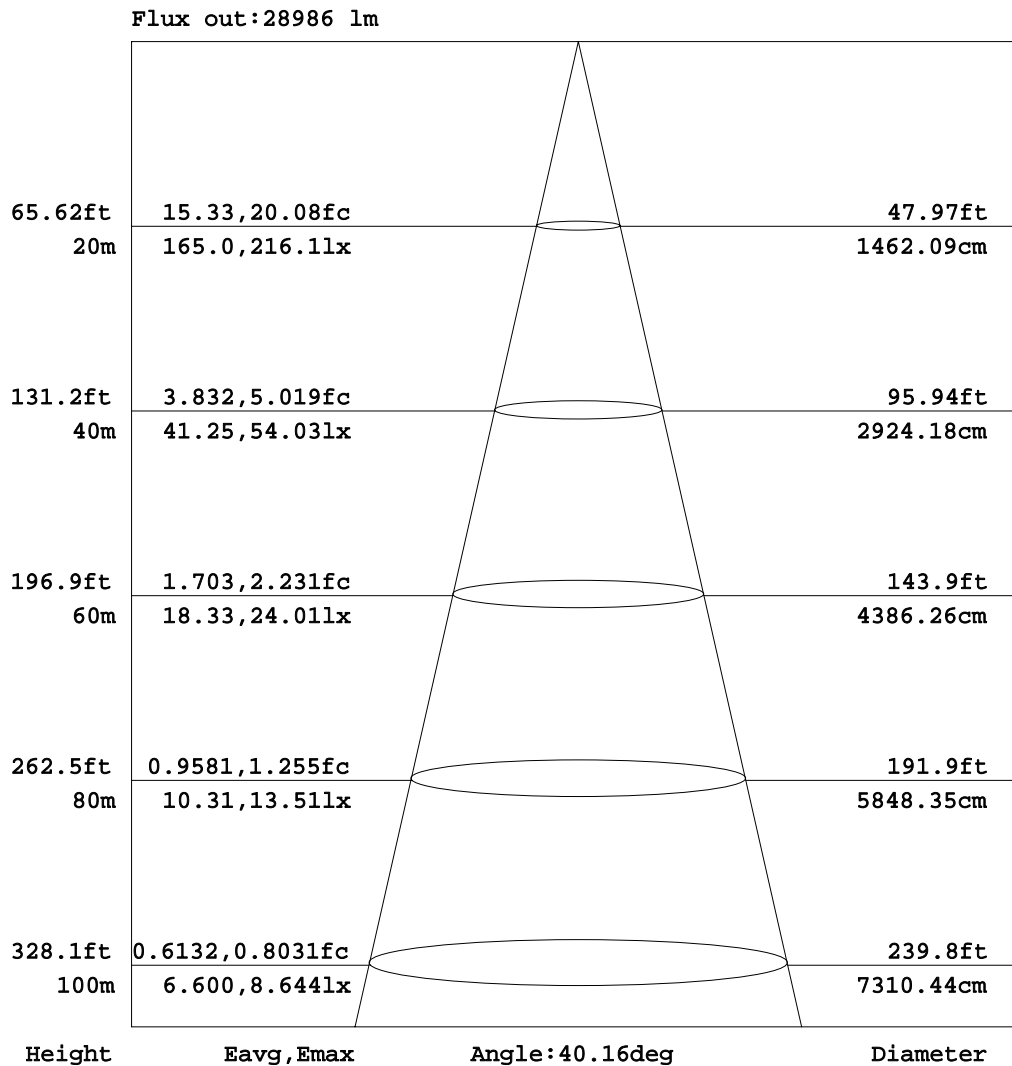


C Range: 0 - 360DEG
 C Interval: 5.0DEG
 Test Speed: HIGH
 Temperature: 25.3DEG
 Operators:
 Test Date: 2014-12-12

γ Range: 0 - 90DEG
 γ Interval: 0.5DEG
 Test System: EVERFINE GO-2000B_V1 SYSTEM V2.0.279
 Humidity: 65.0%
 Test Distance: 8.000m [K=1.0000]
 Remarks: 50-90度

AAI Figure

Test:U:220.2V I:4.430A P:978.3W PF:0.9800 Lamp Flux:85025.7x1 lm		
NAME: LED FLOOD LIGHT	TYPE:IP65	WEIGHT:35
SPEC.:QH-TGC1000-1000W	DIM.:	SERIAL No.:
MFR.: QINHAN	SUR.:	PROTECTION ANGLE:



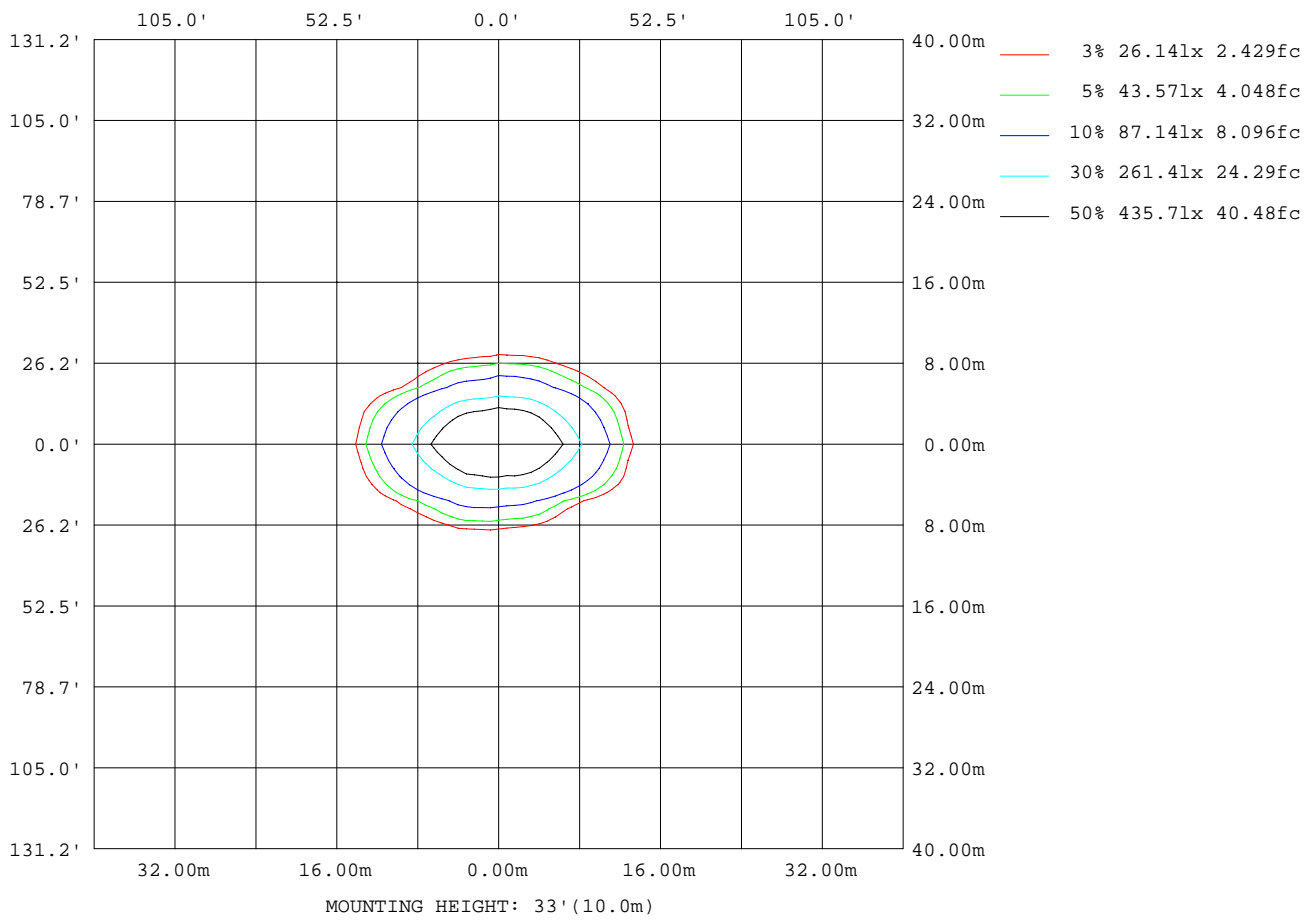
Note:The Curves indicate the illuminated area and the average illumination when the luminaire is at different distance.

C Range: 0 - 360DEG
 C Interval: 5.0DEG
 Test Speed: HIGH
 Temperature:25.3DEG
 Operators:
 Test Date:2014-12-12

γ Range: 0 - 90DEG
 γ Interval: 0.5DEG
 Test System:EVERFINE GO-2000B_V1 SYSTEM V2.0.279
 Humidity:65.0%
 Test Distance:8.000m [K=1.0000]
 Remarks: 50-90度

ISOLUX DIAGRAM

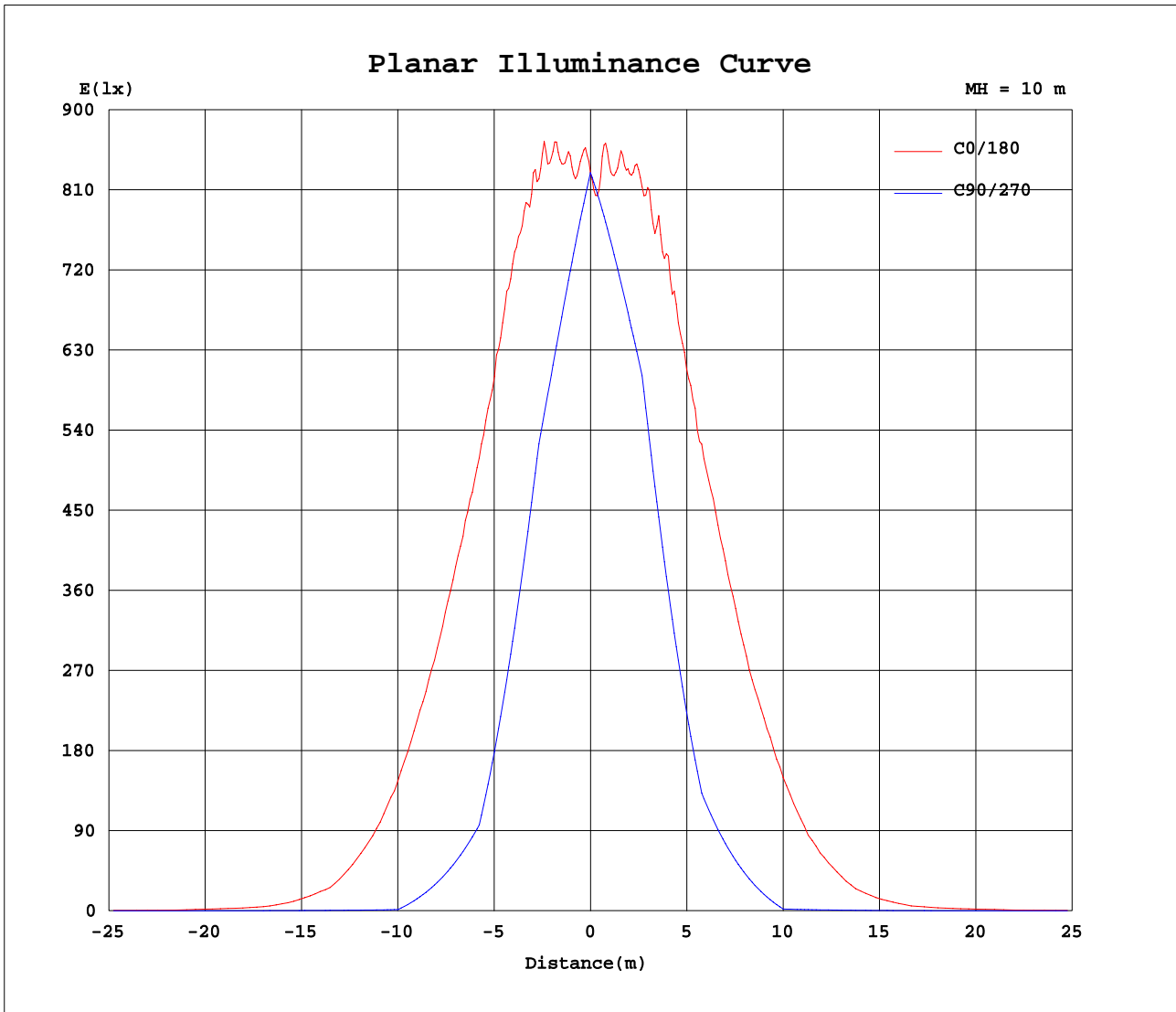
Test:U:220.2V I:4.430A P:978.3W PF:0.9800 Lamp Flux:85025.7x1 lm		
NAME: LED FLOOD LIGHT	TYPE:IP65	WEIGHT:35
SPEC.:QH-TGC1000-1000W	DIM.:	SERIAL No.:
MFR.: QINHAN	SUR.:	PROTECTION ANGLE:



C Range: 0 - 360DEG
 C Interval: 5.0DEG
 Test Speed: HIGH
 Temperature:25.3DEG
 Operators:
 Test Date:2014-12-12

γ Range: 0 - 90DEG
 γ Interval: 0.5DEG
 Test System:EVERFINE GO-2000B_V1 SYSTEM V2.0.279
 Humidity:65.0%
 Test Distance:8.000m [K=1.0000]
 Remarks: 50-90度

Planar Illuminance Curve



C Range: 0 - 360DEG
 C Interval: 5.0DEG
 Test Speed: HIGH
 Temperature: 25.3DEG
 Operators:
 Test Date: 2014-12-12

γ Range: 0 - 90DEG
 γ Interval: 0.5DEG
 Test System: EVERFINE GO-2000B_V1 SYSTEM V2.0.279
 Humidity: 65.0%
 Test Distance: 8.000m [K=1.0000]
 Remarks: 50-90度

LUMINOUS DISTRIBUTION INTENSITY DATA

Test:U:220.2V I:4.430A P:978.3W PF:0.9800 Lamp Flux:85025.7x1 lm		
NAME: LED FLOOD LIGHT	TYPE:IP65	WEIGHT:35
SPEC.:QH-TGC1000-1000W	DIM.:	SERIAL No.:
MFR.: QINHAN	SUR.:	PROTECTION ANGLE:

Table--1

UNIT: x10cd

C(DEG) γ (DEG)	0	5	10	15	20	25	30	35	40	45	50	55	60	65	70	75	80	85	90
0	8295	8295	8295	8295	8295	8295	8295	8295	8295	8295	8295	8295	8295	8295	8295	8295	8295	8295	8295
5	8370	8292	8210	8124	8036	7945	7882	7828	7798	7787	7795	7813	7840	7882	7875	7806	7697	7591	7471
10	9043	8864	8661	8436	8200	7961	7750	7570	7433	7383	7349	7128	6877	6769	6836	6995	7109	6905	6647
15	9125	8843	8580	8341	8149	7994	7661	7223	6992	6939	6709	6351	6233	6301	5962	5893	6197	6263	5824
20	9181	8777	8379	8039	7730	7317	6903	6776	6335	6143	5892	5447	5369	4892	4861	4549	4534	4780	4378
25	8644	8147	7677	7263	6914	6498	6248	5832	5453	4923	4644	4198	3855	3663	3306	3257	3003	3209	2932
30	7837	7258	6718	6222	5732	5351	4951	4417	4040	3637	3230	2793	2461	2172	1943	1706	1578	1637	1486
35	7029	6345	5714	5147	4630	4154	3594	3062	2582	2156	1765	1373	1256	1181	1114	1066	1062	1080	1004
40	5778	5106	4494	3945	3441	2928	2368	1824	1276	912	889	864	811	730	667	615	568	556	522
45	4117	3619	3188	2771	2314	1805	1268	678	608	543	493	432	365	278	192	126	79.2	50.2	39.9
50	2433	2133	1929	1643	1315	867	449	402	327	257	168	69.9	24.0	23.4	24.4	26.3	29.4	30.1	30.3
55	1011	859	785	652	501	227	231	191	113	25.4	23.0	20.1	18.7	17.8	17.7	18.5	20.3	20.7	20.8
60	330	281	234	187	66.9	86.6	74.7	28.2	22.1	19.2	16.2	14.2	12.8	12.2	11.7	11.6	11.5	11.3	11.2
65	128	107	108	50.4	30.5	20.9	15.1	16.4	15.9	11.9	9.25	7.74	7.82	8.24	8.26	8.39	8.46	8.56	8.59
70	53.1	39.4	29.3	22.7	14.0	10.1	8.52	8.96	8.91	6.84	6.32	5.71	5.67	5.84	5.87	5.87	5.89	5.94	5.94
75	16.2	12.8	11.0	10.4	8.06	5.22	4.54	5.28	5.72	4.89	4.18	3.76	3.60	3.52	3.47	3.37	3.33	3.32	3.29
80	6.14	4.92	4.53	4.18	3.03	2.79	2.68	2.58	2.41	1.99	1.57	1.17	0.84	0.59	0.38	0.22	0.10	0.02	0.00
85	1.48	1.22	1.54	1.75	1.40	0.58	0.00	0.00	0.00	0.00	0.00	0.00	0.00	0.00	0.00	0.00	0.00	0.00	0.00
90	0.22	0.00	0.00	0.00	0.00	0.00	0.00	0.00	0.00	0.00	0.00	0.00	0.00	0.00	0.00	0.00	0.00	0.00	0.00

C Range: 0 - 360DEG
 C Interval: 5.0DEG
 Test Speed: HIGH
 Temperature:25.3DEG
 Operators:
 Test Date:2014-12-12

γ Range: 0 - 90DEG
 γ Interval: 0.5DEG
 Test System:EVERFINE GO-2000B_V1 SYSTEM V2.0.279
 Humidity:65.0%
 Test Distance:8.000m [K=1.0000]
 Remarks: 50-90度

LUMINOUS DISTRIBUTION INTENSITY DATA

Test:U:220.2V I:4.430A P:978.3W PF:0.9800 Lamp Flux:85025.7x1 lm		
NAME: LED FLOOD LIGHT	TYPE:IP65	WEIGHT:35
SPEC.:QH-TGC1000-1000W	DIM.:	SERIAL No.:
MFR.: QINHAN	SUR.:	PROTECTION ANGLE:

Table--2

UNIT: x10cd

C(DEG) γ (DEG)	95	100	105	110	115	120	125	130	135	140	145	150	155	160	165	170	175	180	185
0	8295	8295	8295	8295	8295	8295	8295	8295	8295	8295	8295	8295	8295	8295	8295	8295	8295	8295	8295
5	7420	7369	7344	7360	7417	7510	7661	7826	7993	8112	8210	8277	8342	8382	8432	8491	8557	8630	8579
10	6587	6608	6790	7066	7201	7128	7058	7139	7295	7480	7688	7890	8065	8197	8332	8469	8614	8769	8641
15	5826	6075	6339	6156	6125	6364	6630	6642	6837	6993	7283	7604	7861	8068	8272	8515	8767	9029	8813
20	4444	4782	4725	4848	5196	5297	5570	6034	6255	6466	6841	6955	7279	7624	8027	8427	8770	9153	8846
25	3065	3260	3271	3566	3764	4062	4399	4859	4991	5531	5849	6097	6561	6880	7309	7723	8204	8710	8278
30	1662	1724	1930	2108	2391	2689	3062	3451	3787	4195	4531	4913	5357	5716	6271	6759	7416	8072	7484
35	1128	1128	1215	1354	1455	1550	1651	2002	2389	2812	3179	3717	4233	4742	5281	5851	6478	7156	6548
40	590	626	680	771	899	988	1064	1140	1217	1567	2104	2600	3136	3606	4047	4573	5127	5769	5195
45	54.4	95.6	146	231	332	436	549	656	778	881	1029	1560	2017	2421	2799	3229	3693	4233	3783
50	32.7	35.0	26.1	24.5	24.4	24.9	88.6	228	369	508	634	737	1090	1427	1659	1895	2142	2455	2220
55	22.1	22.9	18.5	18.1	18.0	19.6	23.6	26.6	32.1	170	309	397	421	632	751	827	896	1044	905
60	11.3	11.6	11.4	11.7	12.1	13.5	15.7	20.0	23.5	26.4	36.1	133	172	134	239	269	309	358	299
65	8.50	8.41	8.23	8.15	8.01	7.73	8.79	12.5	15.1	19.3	17.5	17.2	36.1	66.6	82.6	136	142	163	141
70	5.92	5.86	5.81	5.80	5.77	5.71	6.94	8.24	9.66	11.2	10.0	11.1	13.8	20.7	33.3	38.7	50.3	56.0	47.8
75	3.33	3.33	3.42	3.49	3.58	3.71	4.41	5.00	6.14	6.74	5.49	5.69	6.67	11.3	12.4	14.7	18.5	20.7	17.7
80	0.02	0.10	0.22	0.39	0.60	0.89	1.24	1.65	2.20	2.65	2.92	3.19	3.36	4.21	4.88	5.19	6.08	7.19	6.24
85	0.00	0.00	0.00	0.00	0.00	0.00	0.00	0.00	0.00	0.00	0.00	0.00	0.65	1.60	1.96	1.67	1.56	1.80	1.66
90	0.00	0.00	0.00	0.00	0.00	0.00	0.00	0.00	0.00	0.00	0.00	0.00	0.00	0.00	0.00	0.00	0.00	0.21	0.00

C Range: 0 - 360DEG
 C Interval: 5.0DEG
 Test Speed: HIGH
 Temperature:25.3DEG
 Operators:
 Test Date:2014-12-12

γ Range: 0 - 90DEG
 γ Interval: 0.5DEG
 Test System:EVERFINE GO-2000B_V1 SYSTEM V2.0.279
 Humidity:65.0%
 Test Distance:8.000m [K=1.0000]
 Remarks: 50-90度

LUMINOUS DISTRIBUTION INTENSITY DATA

Test:U:220.2V I:4.430A P:978.3W PF:0.9800 Lamp Flux:85025.7x1 lm		
NAME: LED FLOOD LIGHT	TYPE:IP65	WEIGHT:35
SPEC.:QH-TGC1000-1000W	DIM.:	SERIAL No.:
MFR.: QINHAN	SUR.:	PROTECTION ANGLE:

Table--3

UNIT: x10cd

C(DEG) γ (DEG)	190	195	200	205	210	215	220	225	230	235	240	245	250	255	260	265	270	275	280
0	8295	8295	8295	8295	8295	8295	8295	8295	8295	8295	8295	8295	8295	8295	8295	8295	8295	8295	8295
5	8533	8493	8459	8432	8374	8310	8211	8088	7908	7735	7595	7522	7486	7498	7556	7649	7754	7875	7951
10	8528	8432	8338	8228	8033	7819	7628	7466	7381	7435	7554	7535	7297	6976	6871	6966	7214	7418	7344
15	8608	8415	8222	8030	7814	7518	7291	7076	7108	6947	6673	6595	6854	6789	6359	6300	6674	6847	6485
20	8593	8254	7788	7493	7374	7130	6849	6659	6418	5971	5737	5513	5178	5352	5124	4814	5127	5167	4972
25	7875	7549	7251	6872	6726	6352	5913	5496	5065	4666	4325	3970	3825	3570	3707	3350	3581	3541	3576
30	6918	6489	6163	5793	5438	4940	4486	4043	3622	3232	2867	2539	2234	2071	2097	1874	2035	1999	2152
35	5998	5496	5079	4566	3975	3500	3008	2546	2128	1719	1569	1473	1408	1356	1309	1271	1376	1337	1401
40	4719	4291	3862	3280	2719	2168	1624	1232	1158	1097	1019	917	821	732	684	681	716	703	756
45	3419	3072	2586	2052	1517	912	846	751	663	563	464	350	241	165	104	68.2	56.9	71.1	108
50	2039	1894	1511	1043	582	527	447	356	231	89.1	29.4	29.4	31.2	41.3	41.3	40.8	42.5	43.0	37.5
55	868	824	628	345	317	243	146	32.4	29.0	23.9	22.1	21.9	22.3	26.4	27.7	27.3	28.1	28.5	25.0
60	280	221	117	146	112	33.3	27.3	24.1	21.0	17.1	15.2	14.6	14.1	14.5	14.2	13.9	13.7	13.8	13.9
65	130	63.5	41.5	31.8	17.8	19.6	18.1	15.8	12.3	9.54	9.57	9.68	9.77	10.1	10.2	10.3	10.4	10.2	10.0
70	35.8	30.6	19.0	13.1	11.1	12.3	13.1	9.53	8.29	7.03	6.80	6.79	6.83	6.89	6.93	6.99	7.00	6.94	6.83
75	15.0	13.9	10.2	7.06	5.83	6.61	7.37	6.09	5.16	4.47	4.12	4.00	3.89	3.80	3.73	3.65	3.63	3.64	3.65
80	6.27	5.30	3.98	3.29	3.03	2.87	2.71	2.19	1.71	1.29	0.93	0.65	0.42	0.24	0.11	0.03	0.00	0.03	0.11
85	1.62	1.55	1.09	0.50	0.00	0.00	0.00	0.00	0.00	0.00	0.00	0.00	0.00	0.00	0.00	0.00	0.00	0.00	0.00
90	0.00	0.00	0.00	0.00	0.00	0.00	0.00	0.00	0.00	0.00	0.00	0.00	0.00	0.00	0.00	0.00	0.00	0.00	0.00

C Range: 0 - 360DEG
 C Interval: 5.0DEG
 Test Speed: HIGH
 Temperature:25.3DEG
 Operators:
 Test Date:2014-12-12

γ Range: 0 - 90DEG
 γ Interval: 0.5DEG
 Test System:EVERFINE GO-2000B_V1 SYSTEM V2.0.279
 Humidity:65.0%
 Test Distance:8.000m [K=1.0000]
 Remarks: 50-90度

LUMINOUS DISTRIBUTION INTENSITY DATA

Test:U:220.2V I:4.430A P:978.3W PF:0.9800 Lamp Flux:85025.7x1 lm		
NAME: LED FLOOD LIGHT	TYPE:IP65	WEIGHT:35
SPEC.:QH-TGC1000-1000W	DIM.:	SERIAL No.:
MFR.: QINHAN	SUR.:	PROTECTION ANGLE:

Table--4

UNIT: x10cd

C(DEG)\ γ (DEG)	285	290	295	300	305	310	315	320	325	330	335	340	345	350	355				
0	8295	8295	8295	8295	8295	8295	8295	8295	8295	8295	8295	8295	8295	8295	8295				
5	7995	7990	7952	7921	7905	7898	7900	7919	7951	7999	8052	8125	8194	8257	8316				
10	7183	7117	7175	7355	7507	7574	7625	7725	7866	8023	8191	8367	8545	8724	8892				
15	6443	6734	6743	6780	7019	7220	7321	7491	7707	7959	8212	8369	8509	8712	8916				
20	5293	5322	5639	5908	6181	6606	6747	7015	7153	7392	7677	7977	8234	8519	8850				
25	3739	3992	4204	4557	4825	5210	5606	5978	6423	6588	6907	7194	7495	7864	8233				
30	2254	2487	2768	3062	3400	3787	4184	4603	4961	5380	5799	6105	6459	6904	7338				
35	1515	1623	1708	1817	1949	2330	2717	3148	3606	4073	4586	4974	5390	5885	6437				
40	827	926	1059	1163	1271	1374	1475	1846	2371	2832	3334	3773	4177	4651	5182				
45	172	273	396	526	659	793	939	1088	1246	1746	2205	2611	2973	3296	3664				
50	32.5	30.0	29.7	30.3	106	275	452	622	771	888	1217	1529	1781	1965	2143				
55	23.2	21.8	21.7	23.6	26.3	28.1	33.4	204	368	478	509	695	751	826	885				
60	13.9	14.0	14.3	16.0	17.7	21.5	25.6	29.1	38.5	156	210	167	252	296	316				
65	9.75	9.60	9.40	9.16	10.5	13.9	17.4	20.9	17.2	17.5	43.5	78.1	86.1	120	114				
70	6.70	6.66	6.59	6.57	8.04	9.18	10.8	10.6	9.92	11.5	14.5	21.5	31.6	37.1	48.2				
75	3.70	3.80	3.84	3.99	4.83	5.35	6.39	6.34	5.25	5.38	6.70	11.0	12.0	14.4	15.1				
80	0.23	0.42	0.63	0.90	1.24	1.65	2.15	2.50	2.50	2.87	3.10	4.54	4.77	5.05	5.84				
85	0.00	0.00	0.00	0.00	0.00	0.00	0.00	0.00	0.00	0.00	0.45	1.00	1.40	1.33	1.33				
90	0.00	0.00	0.00	0.00	0.00	0.00	0.00	0.00	0.00	0.00	0.00	0.00	0.00	0.00	0.00				

C Range: 0 - 360DEG
 C Interval: 5.0DEG
 Test Speed: HIGH
 Temperature:25.3DEG
 Operators:
 Test Date:2014-12-12

γ Range: 0 - 90DEG
 γ Interval: 0.5DEG
 Test System:EVERFINE GO-2000B_V1 SYSTEM V2.0.279
 Humidity:65.0%
 Test Distance:8.000m [K=1.0000]
 Remarks: 50-90度