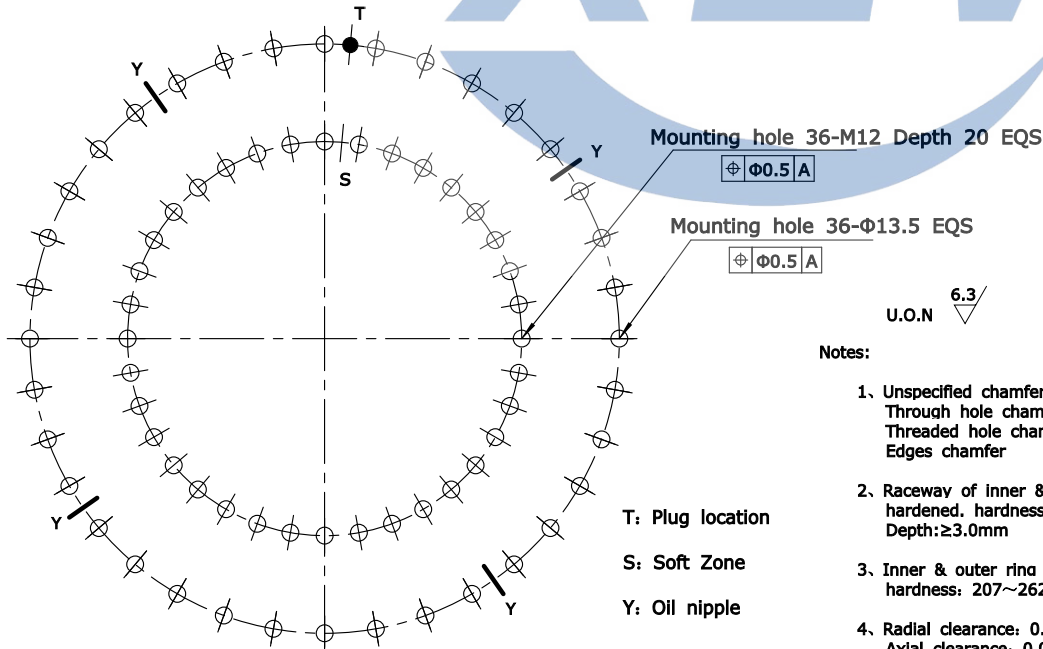
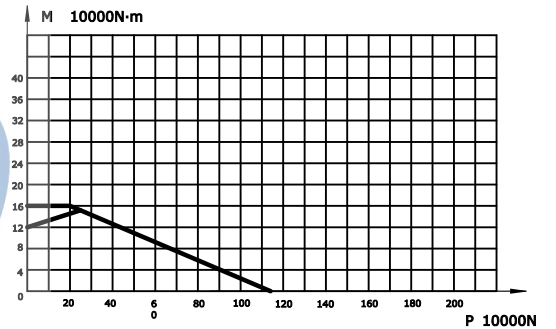
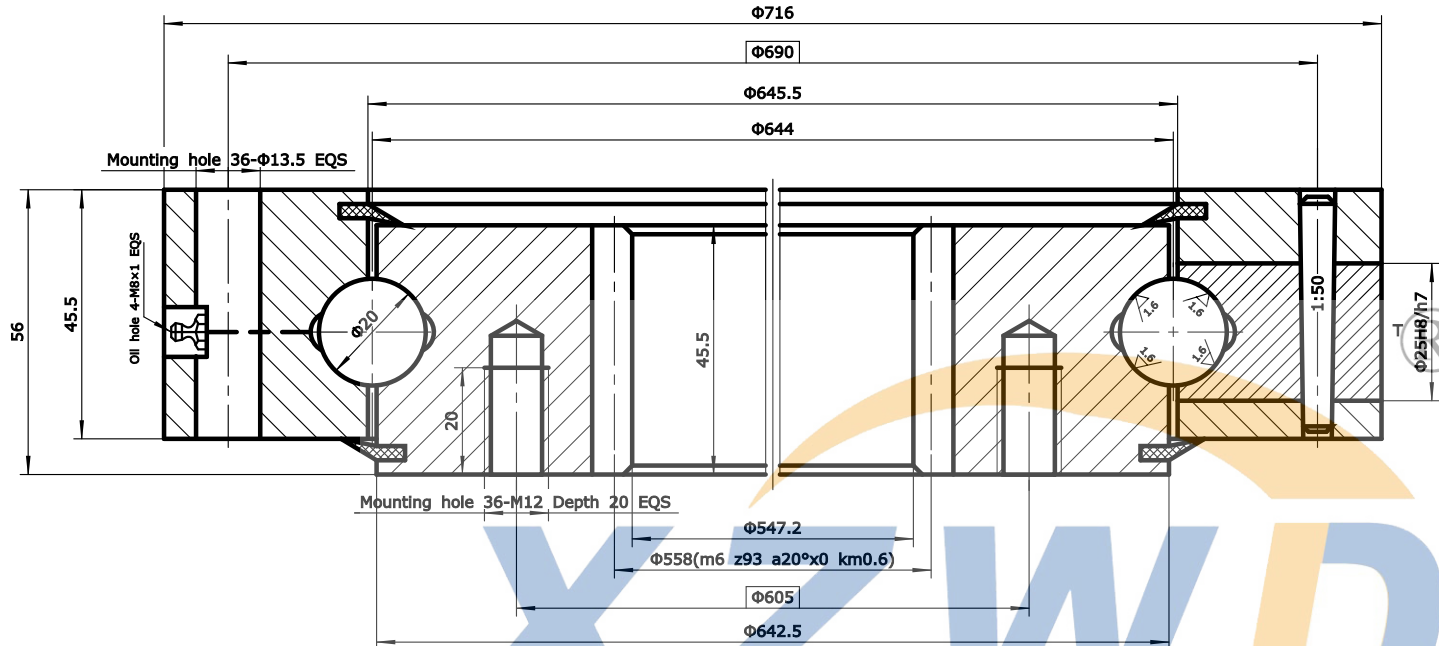


Module	m	6
Teeth no.	z	93
Teeth pressure angle	$\alpha$	20°
Modification coefficients	x	0
Reduction coefficients	km	0.6
Precision(GB10095-88)		10
Average base tangent length and deviation	W	193.80 +0.49 +0.35
Spanned tooth count.	k	11
Base tangent length change tolerances	FW	0.13



Notes:

1. Unspecified chamfer: 1.0x45°  
Through hole chamfer: 1.0x45°  
Threaded hole chamfer: 2.0x45°  
Edges chamfer
2. Raceway of inner & outer ring induction hardened. hardness: 55~62HRC  
Depth:  $\geq 3.0$ mm
3. Inner & outer ring quenched & tempered, hardness: 207~262HB
4. Radial clearance: 0.04~0.25 mm  
Axial clearance: 0.04~0.25 mm

No.	Standard	Component	Material	Model	Qty	Remark
08	HG/T2811	Seals	NBRI-3	W17	2	
07	GB117-76	Pin	CN45	$\Phi 8 \times 40$	1	
06		Plug	CN45	$\Phi 25$	1	
05	JB/T7940.7	Oil nipple	Component	M8x1	4	
04	GB/T699	Inner ring	50Mn		1	
03	GB/T308-2002	Ball	GCr15	19.844	83±1	
02	HG/T2349	Spacer	Nylon	D20	83±1	
01	GB/T699	Outer ring	50Mn		1	
		Model	WD-062.20.0644	Drawing	Weight	50kg
		Name	Slewing Bearing	Qty	Scale	
		Material	50Mn	Total 1 page	the 1st page	
Design	Standard					
Check						
Process	Approve					
Date						