

### GENERAL FEATURES

- Deep cycle design ,high energy density
- Hybrid gel technology,longer cyclic life better thermal stability
- High Reliability and Good Quality
- Ideal for repeat cycling daily use
- Lower self-discharge
- Long Service Life, in Float or Cyclic

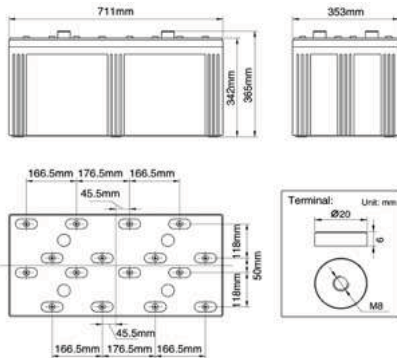
### APPLICAITONS

- Solar & Wind energy system
- Signal installations of the air, sea, road and railway transport
- Radio relay stations of telecommunications
- Cellular roadside and roof top transmission stations
- Street & garden lighting
- Hybrid power supplies



### DIMENSION & WEIGHT

|                  |        |
|------------------|--------|
| Length(mm)       | 711±1  |
| Width(mm)        | 353±1  |
| Height(mm)       | 341±1  |
| Total Height(mm) | 382±1  |
| Weight(KGS)      | 181±3% |



### COMPLIED STANDARDS

|                |               |
|----------------|---------------|
| IEC60896-21/22 | JISC8704      |
| YD/T1360       | BS6290 Part 4 |
| GB/T 19638     | UL1989        |

### TECHNICAL SPECIFICATIONS



|   |                            |   |
|---|----------------------------|---|
| Nominal Voltage                                     |                            | 2V (1 cell per unit)  |
| Design Floating Life @25°C                          |                            | 18 Years  |
| Nominal Capacity @25°C(10 hour rate@250.0A,1.8V)    |                            | 2500.0Ah  |
| Capacity @25°C                                      | 100 hour rate(28.8A,1.8V)  | 2880.0Ah  |
|   | 20 hour rate(133.8A,1.8V)  | 2676.0Ah  |
|   | 5 hour rate (439.4A,1.75V) | 2197.0Ah  |
|   | 1 hour rate (1469.9A,1.6V) | 1469.9Ah  |
| Full Charged Battery@25°C                           |                            | ≤0.16mΩ   |
| Ambient Temperature                                 | Discharge                  | -30°C~60°C  |
|   | Charge                     | -30°C~60°C  |
|   | Store                      | -30°C~60°C  |
| Max. Discharge Current @25°C                        |                            | 9000A(5s)   |
| Capacity affected by Temperature (10 Hour Capacity) | 40°C                       | 108%  |
|   | 25°C                       | 100%  |
|   | 0°C                        | 90%   |
|   | -15°C                      | 70%   |
| Self-Discharge@25°C per Month                       |                            | 3%  |
| Charge (Constant Voltage) @25°C                     | Standby Use                | Initial Charging Current Less than 375A<br>Voltage 2.23-2.27V |
|   | Cycle Use                  | Initial Charging Current Less than 375A<br>Voltage 2.33-2.37V |

### BATTERY DISCHARGE TABLE

#### Discharge Constant Current per Cell (Amperes at 25°C)

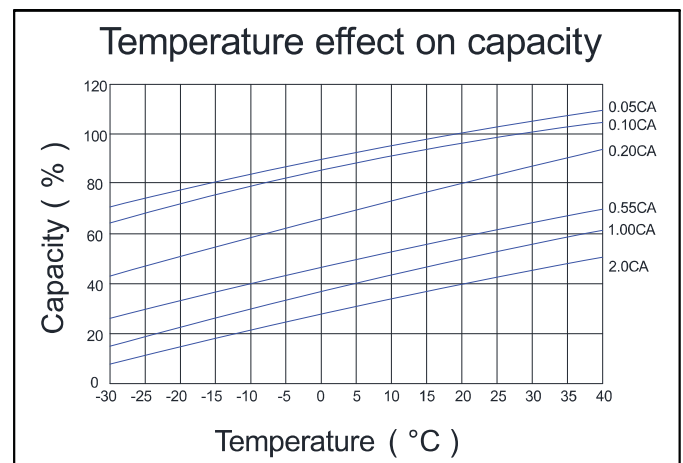
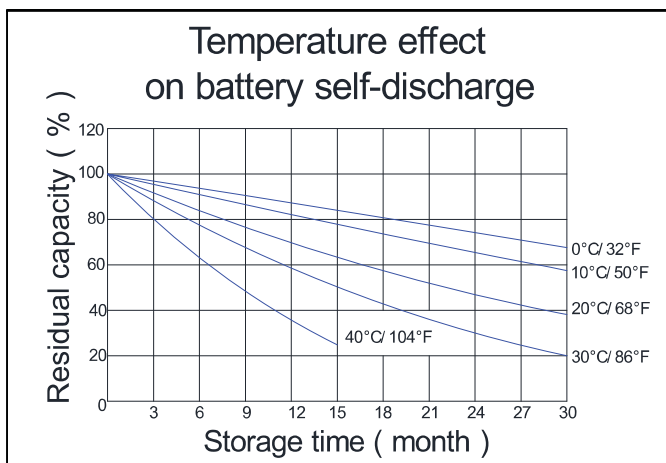
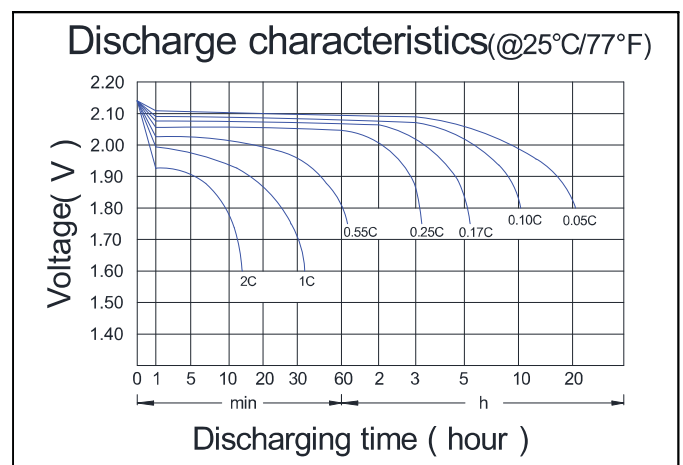
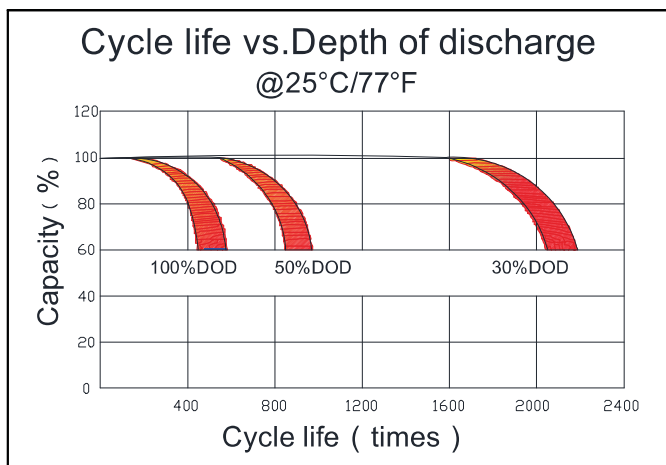
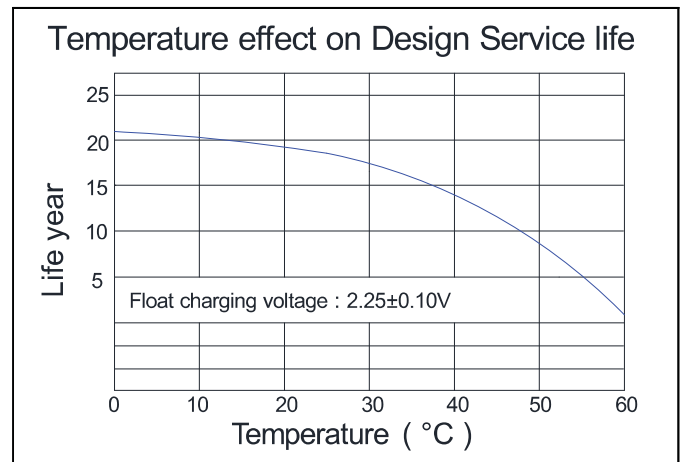
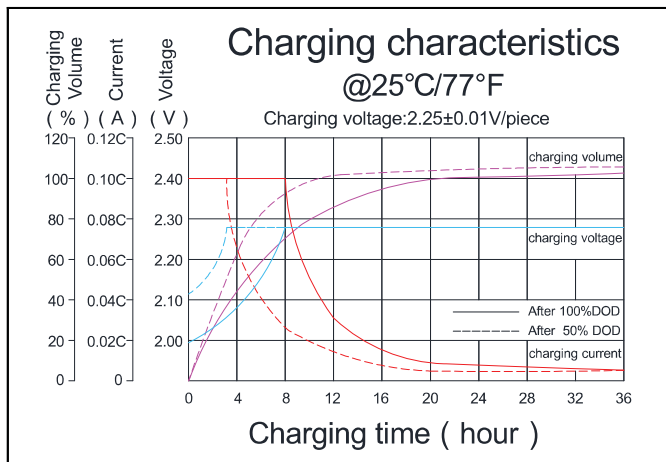
| F.V/Time   | 30min | 45min  | 1h     | 2h    | 3h    | 4h    | 5h    | 8h    | 10h   | 20h   | 48h  | 100h |
|------------|-------|--------|--------|-------|-------|-------|-------|-------|-------|-------|------|------|
| 1.80V/cell | /     | 1531.8 | 1283.9 | 796.3 | 610.8 | 501.8 | 426.2 | 300.4 | 250.0 | 133.8 | 58.2 | 28.8 |
| 1.75V/cell | /     | 1610.7 | 1339.7 | 826.3 | 631.7 | 518.9 | 439.4 | 306.1 | 253.8 | 134.4 | 59.1 | 29.0 |
| 1.70V/cell | /     | 1671.4 | 1386.6 | 851.3 | 648.3 | 530.3 | 446.9 | 310.8 | 256.5 | 135.9 | 59.8 | 29.4 |
| 1.65V/cell | /     | 1744.2 | 1436.2 | 871.3 | 664.2 | 541.6 | 456.5 | 315.3 | 260.3 | 137.9 | 60.6 | 29.7 |
| 1.60V/cell | /     | 1790.4 | 1469.9 | 890.0 | 675.8 | 549.2 | 463.1 | 319.4 | 263.8 | 139.4 | 61.2 | 30.1 |

#### Discharge Constant Power per Cell (Watts at 25°C)

| F.V/Time   | 30min | 45min  | 1h     | 2h     | 3h     | 4h     | 5h    | 8h    | 10h   | 20h   | 48h   | 100h |
|------------|-------|--------|--------|--------|--------|--------|-------|-------|-------|-------|-------|------|
| 1.80V/cell | /     | 2925.8 | 2469.6 | 1541.4 | 1188.1 | 981.0  | 835.9 | 594.3 | 496.5 | 265.9 | 115.7 | 57.4 |
| 1.75V/cell | /     | 3058.4 | 2565.5 | 1593.1 | 1225.4 | 1010.8 | 858.8 | 604.2 | 503.3 | 266.8 | 117.4 | 57.8 |
| 1.70V/cell | /     | 3151.5 | 2641.3 | 1634.4 | 1253.0 | 1028.7 | 871.0 | 613.0 | 508.4 | 269.8 | 118.6 | 58.5 |
| 1.65V/cell | /     | 3270.3 | 2720.4 | 1665.7 | 1278.0 | 1047.2 | 886.6 | 620.2 | 515.0 | 273.4 | 120.0 | 59.1 |
| 1.60V/cell | /     | 3325.7 | 2764.8 | 1691.0 | 1293.7 | 1057.2 | 895.7 | 627.0 | 521.1 | 275.9 | 121.1 | 59.6 |

**Note:**The above data are average values, and can be obtained within 3 charge/discharge cycles. These are not minimum values. Cell and battery designs/specifications are subject to modification without notice. Contact **CBB** for the latest information

## PERFORMANCE CHARACTERISTICS



## BATTERY CONSTRUCTION

| Component | Positive plate                               | Negative plate  | Container & Cover      | Safety valve                        | Terminal                               | Separator  | Electrolyte                       | Pillar seal                 |
|-----------|--|---|------------------------|-------------------------------------|--|--|-----------------------------------|-----------------------------|
| Features  | Thick high Sn low Ca grid with special paste | Balanced Pb-Ca grid for improved recombination efficiency | ABS (UL94-V0 optional) | Flame Si-Rubbeand aging resistancer | Female Copper Insert M8(torque:7~9N.m) | Advanced AGM separator for high pressure cell design | Dilute high purity sulphuric acid | Two layers epoxy resin seal |

**CBB Battery Technology Co.,Ltd.**

RM 504,55 Hanxing Zhong Road,Zhongcun,Panyu,Guangzhou 511495,Guangdong,China  
Tel:0086-20-84888946 Fax:0086-20-62824569

**Koyama®**

www.cbb-battery.com