

Specification

Nominal Voltage	2V	
Capacity(10HR)	350.0AH (1.8V/cell,20 °C)	
Dimension	Length	124 ± 2mm (4.88 inches)
	Width	206 ± 3mm (8.11 inches)
	Container Height	471 ± 3mm (18.54 inches)
	Total Height (with Terminal)	526 ± 3mm (20.71 inches)
	Without Electrolyte	21 kg (46.30lbs)
Approx Weight	With Electrolyte	29 kg (63.93lbs)
	Container Material	SAN transparent container
Rated Capacity	350.0 AH/35.0A	(10hr, 1.80V/cell, 25 °C/77°F)
	311.0 AH/62.2A	(5hr, 1.75V/cell, 25 °C/77°F)
	270.0 AH/90.0A	(3hr, 1.75V/cell, 25 °C/77°F)
	199.9 AH/199.9A	(1hr, 1.60V/cell, 25 °C/77°F)
	Max. Discharge Current	2800A (5s)
Internal Resistance	Approx 0.65mΩ	
Operating Temp.Range	Discharge	-15 ~ 50 °C (5 ~ 122°F)
	Charge	0 ~ 40 °C (32 ~ 104°F)
	Storage	-15 ~ 40 °C (5 ~ 104°F)
Type and number of poles	M8/2	
Charging	Floating voltage:	2.23V~2.25V at 20 °C(68 °F)Temp.
	Boost charge:	2.30V~2.40V at 20 °C(68 °F)Temp.
	Charging current(max.):	0.1CA
	Temp.Coefficient	-3mV/ °C
Capacity affected by Temperature	40 °C (104 °F)	103%
	25 °C (77 °F)	100%
	0 °C (32 °F)	86%
Self Discharge (4% per month)	CBB OPzS batteries may be stored for up to 6 months at 20 °C(68°F) and then a freshening charge is required. For higher temperatures the time interval will be shorter.	



Applications

- ◆ Telecommunications.
- ◆ Radio and cellular telephone relay stations.
- ◆ Emergency lighting systems.
- ◆ Power stations, Conventional power stations,
- ◆ Alternative power (solar; wind).
- ◆ Large UPS and computer back-up.
- ◆ Railway signalling.
- ◆ Maritime standby power on ships and ashore.
- ◆ Standby power.
- ◆ Buoy lighting.
- ◆ Long service life, designed life 15-20 years.

Constant Current Discharge (Amperes) at 20°C (68°F)

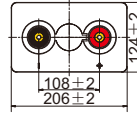
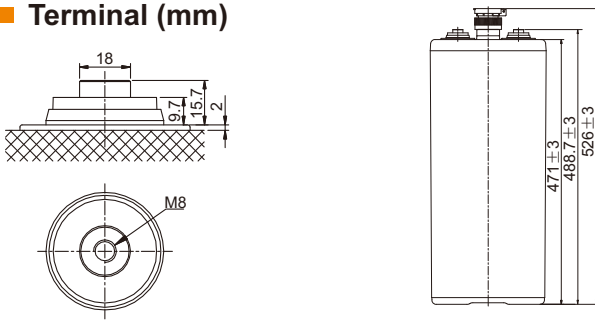
F.V/Time	30min	45min	1h	1.5h	2h	3h	4h	5h	6h	8h	10h	20h
1.60 V/cell	265.3	230.5	199.9	157.5	130.2	97.3	78.2	66.2	57.3	45.3	37.4	20.3
1.65V/cell	249.2	221.7	193.2	153.5	127.2	95.7	77.1	65.3	56.5	44.8	37.0	20.1
1.70V/cell	236.6	209.1	185.9	148.6	124.3	92.9	75.3	63.9	55.4	44.0	36.4	19.8
1.75V/cell	221.9	199.3	176.4	141.6	119.0	90.0	73.1	62.2	54.1	43.2	35.8	19.5
1.80V/cell	197.4	179.7	162.4	132.8	111.8	85.4	69.9	59.6	52.1	42.1	35.0	19.1
1.85V/cell	157.5	148.9	139.0	118.1	101.5	78.2	64.7	55.9	49.1	40.0	33.5	18.4

Constant Power Discharge (Watts) at 20°C (68°F)

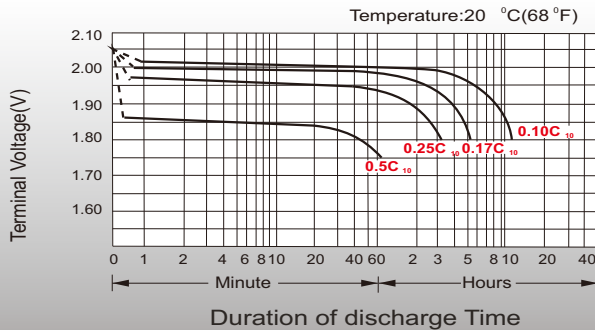
F.V/Time	30min	45min	1h	1.5h	2h	3h	4h	5h	6h	8h	10h	20h
1.60 V/cell	452.9	403.4	354.8	283.1	236.8	178.2	144.5	123.1	107.2	85.2	70.7	38.5
1.65V/cell	434.6	392.5	345.9	277.4	232.5	176.1	143.1	122.0	106.3	84.6	70.2	38.3
1.70V/cell	418.3	374.1	335.2	270.3	228.1	171.8	140.4	119.9	104.6	83.4	69.3	37.9
1.75V/cell	398.9	360.3	321.2	259.5	220.0	167.4	136.8	117.2	102.4	82.3	68.4	37.4
1.80V/cell	359.7	329.9	299.5	246.0	208.6	160.2	131.8	112.9	99.3	80.5	67.3	36.9
1.85V/cell	291.8	277.3	260.0	221.8	191.4	148.2	123.2	106.8	94.2	77.1	65.0	35.8

Dimensions

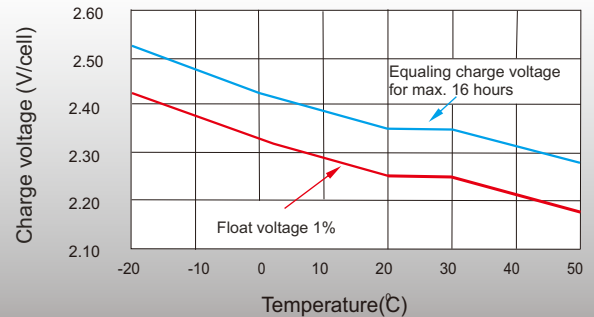
Terminal (mm)



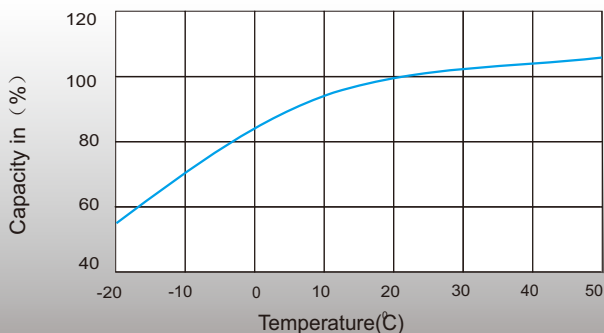
Discharge Characteristics



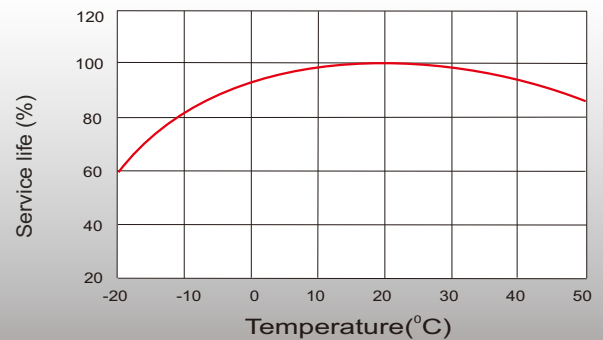
Charge voltage Vs ambient temperature curve



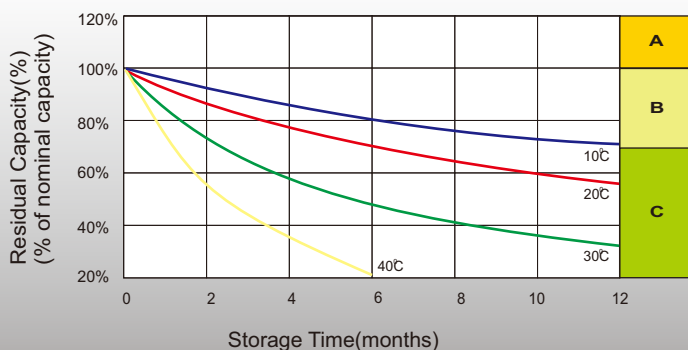
Discharge capacity Vs Ambient temperature curve (I10A)



Relation curves of service life and ambient temperature



Self Discharge Characteristics



- A** No supplementary charge required (Carry out supplementary charge before use if 100% capacity is required.)
- B** Supplementary charge required before use. Optional charging way as below:
 1. Charged for above 3 days at limited current 0.1CA and constant voltage 2.25V/cell.
 2. Charged for above 20 hours at limited current 0.1CA and constant voltage 2.45V/cell.
 3. Charged for 8~10 hours at limited current 0.05CA.
- C** Supplementary charge may often fail to recover the capacity. The battery should never be left standing till this is reached.