


**EtraLED**

**EtraLED-LUME-11020 Lumens Modular Passive Star LED Heat Sink  $\Phi$ 110mm**

**Features VS Benefits**

- \* The EtraLED-LUME-11020 Lumens Pin Fin LED Heat Sinks are specifically designed for luminaires using the Lumens LED engines.
- \* Mechanical compatibility with direct mounting of the LED engines to the LED cooler and thermal performance matching the lumen packages.
- \* For spotlight and downlight designs from 1600 to 4,200 lumen.
- \* Thermal resistance range  $R_{th}$  1.79°C/W.
- \* Modular design with mounting holes foreseen for direct mounting of Lumens Ergon COB series, and AC-ALL series LED engines.
- \* Diameter 110.0mm - standard height 20.0mm Other heights on request.
- \* Forged from highly conductive aluminum.



**Zhaga LED engine and radiator assembly is a unified future international standardization**

- \* Below you find an overview of Lumens COB's and LED modules which standard fit on the srar LED heat sinks.
- \* In this way mechanical after work and related costs can be avoided, and lighting designers can standardize their designs on a limited number of srar LED heat sinks.

**LUMENS**



**Lumens LED Modules directly Mounting Options**

**Lumens Ergon COB\_HO, COB\_HO+, COB\_HE Series :**

- ERC1812xxxxHO; ERC1812xxxxHE;
- ERC1820xxxxHO; ERC1820xxxxHE;

With the Zhaga Book 3 holders for the red indicator marks.  
(Ideal Holder:50-2101CR);  
(BJB holder:47.319.2131.50);  
Without the holders for the green indicator marks.  
Direct mounting with machine screws M3x6.5mm.

**Lumens Ergon COB\_HO, COB\_HO+, COB\_HE Series :**

- ERC1507xxxxHO; ERC1507xxxxHO+;
- ERC1512xxxxHO; ERC1512xxxxHO+;
- ERC1507xxxxHE;

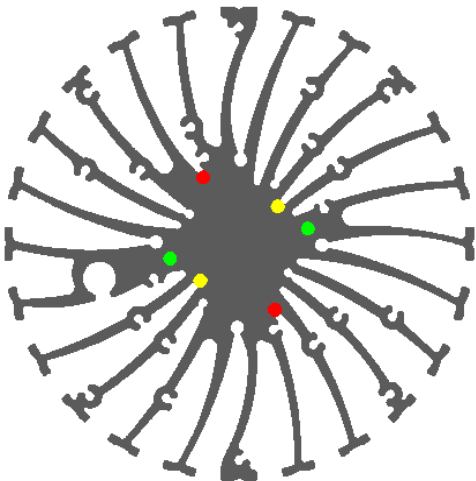
With the Zhaga Book 11 holders for the green indicator marks.  
IDEAL Holder:50-2001CR;  
BJB Holder:47.319.6104.50;  
Without the holders for the blue indicator marks.  
Direct mounting with machine screws M3x6.5mm.

**Lumens AC-ALL Series :**

- EDC/38C/8W/xxx/120V/B; EDC/38C/8W/xxx/230V/A;
- EDC/47C/10W/xxx/120V/B; EDC/47C/10W/xxx/230V/A;
- EDC/47C/12W/xxx/120V/B; EDC/47C/12W/xxx/230V/A;
- EDC/47C/15W/xxx/120V/B; EDC/47C/15W/xxx/230V/A;

With the Zhaga Book 3 holders for the red indicator marks.  
Direct mounting with machine screws M3x6.5mm.

Please refer to the [www.lumensleds.com](http://www.lumensleds.com) data provided on the manual.



**EtraLED**

**EtraLED-LUME-11020 Lumens Modular Passive Star LED Heat Sink Φ110mm**

**Mounting Options and Drawings & Dimensions**

Example: EtraLED-LUME-11020-B-1,2

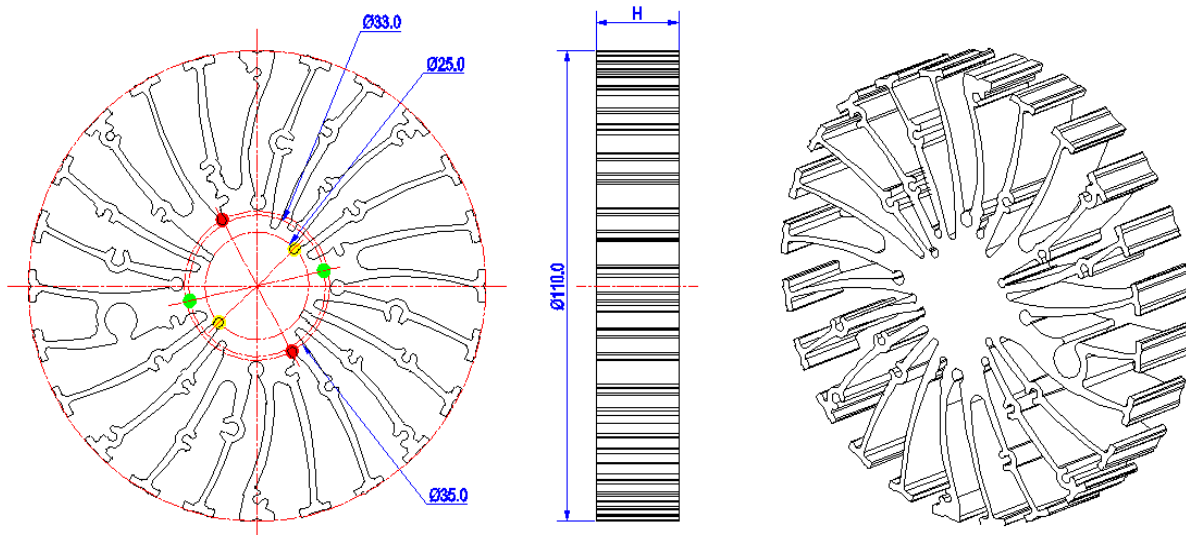
Example: EtraLED-LUME-110 **1** - **2** - **3**

- 1** Height (mm)
- 2** Anodising Color  
 B-Black  
 C-Clear  
 Z-Custom
- 3** Mounting Options - see graphics for details Combinations available  
 Ex.order code - 12  
 means option 1 and 2 combined

**Notes:**

- Mentioned models are an extraction of full product range.
- For specific mechanical adaptations please contact MingfaTech.
- MingfaTech reserves the right to change products or specifications without prior notice.

MOUNTING OPTION	Module type	Holder NO.	THREAD	THREAD DEPTH	THREAD HOLE DISTANCE
1	Ergon COB (15.85x15.85)	/	M3	6.5mm	22.0mm/ 2-@180°
2	Ergon COB (17.85x17.85)	/	M3	6.5mm	25.0mm/ 2-@180° (Zhaga book 11)
	Ergon COB (15.85x15.85)	BJB Holder 47.319.6104.50 Ideal Holder 50-2001CR			
3	AC-ALL Series	Lumens	M3	6.5mm	35.0mm/ 2-@180° (Zhaga book 3)
	Ergon COB (17.85x17.85)	BJB Holder 47.319.2131.50 Ideal Holder 50-2101CR			



## EtraLED

### EtraLED-LUME-11020 Lumens Modular Passive Star LED Heat Sink Φ110mm

#### The product data table

	<b>Model No.</b>	EtraLED-LUME-11020
	<b>Heatsink Size</b>	Φ110xH20mm
	<b>Heatsink Material</b>	AL6063-T5
	<b>Finish</b>	Black Anodized
	<b>Weight (g)</b>	165.0
	<b>Dissipated power (T<sub>hs-amb</sub>,50°C)</b>	28.0 (W)
	<b>Cooling surface area (mm<sup>2</sup>)</b>	52211
	<b>Thermal Resistance (R<sub>hs-amb</sub>)</b>	1.79 (°C/W)

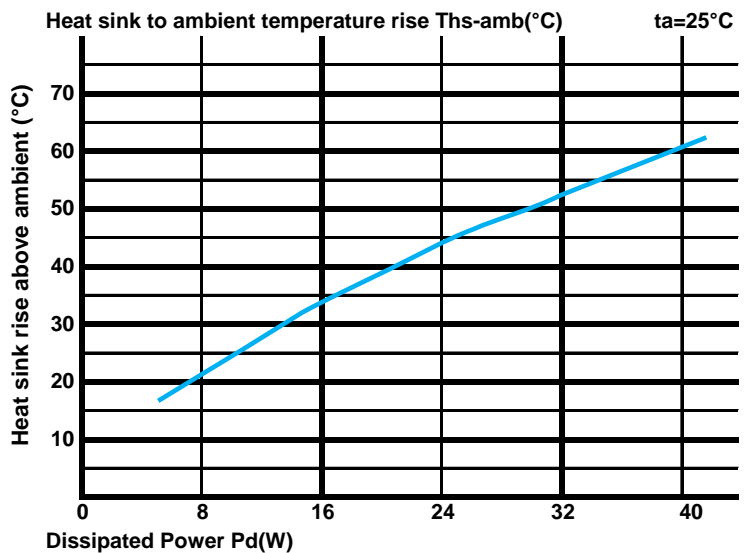
#### The thermal data table

\* Please be aware the dissipated power Pd is not the same as the electrical power Pe of a LED module.

\*To calculate the dissipated power please use the following formula: Pd = Pe x (1-ηL).

Pd - Dissipated power ; Pe - Electrical power ; ηL = Light efficiency of the LED module;

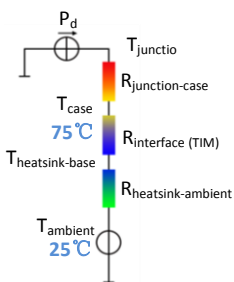
Dissipated Power Pd(W)	Pd = Pe x (1-ηL)	Heat sink to ambient thermal resistance R <sub>hs-amb</sub> (°C/W)	Heat sink to ambient temperature rise Ths-amb (°C)
		EtraLED-LUME-11020	
8.0		2.50	20.0
16.0		2.06	33.0
24.0		1.83	44.0
32.0		1.63	52.0
40.0		1.50	60.0



\*The aluminum substrate side of the package outer shell is thermally connected to the heat sink via TIM (Thermal interface material).

MingFa recommends the use of a high thermal conductive interface between the LED module and the LED cooler.

Either thermal grease, A thermal pad or a phase change thermal pad thickness 0.1-0.15mm is recommended.



\*Thermal resistance is a heat property and a measurement of a temperature difference by which an object or material resists a heat flow.

Geometric shapes are different, the thermal resistance is different. Formula:  $\theta = (T_{hs} - T_a) / P_d$

$\theta$  - Thermal Resistance [°C/W];  $T_{hs}$  - Heatsink temperature ;  $T_a$  - Ambient temperature ;

\*The thermal resistance between the junction section of the light-emitting diode and the aluminum substrate side of the package outer shell is  $R_{junction-case}$ , the thermal resistance of the TIM outside the package is  $R_{interface (TIM)}$  [°C/W], the thermal resistance with the heat sink is  $R_{heatsink-ambient}$  [°C/W], and the ambient temperature is  $T_{ambient}$  [°C].

\*Thermal resistances outside the package  $R_{interface (TIM)}$  and  $R_{heatsink-ambient}$  can be integrated into the thermal resistance  $R_{case-ambient}$  at this point. Thus, the following formula is also used:

$$T_{junction} = (R_{junction-case} + R_{case-ambient}) \cdot P_d + T_{ambient}$$