




**EtraLED**

**EtraLED-BRI-11080 Bridgelux Modular Passive Star LED Heat Sink  $\phi$ 110mm**

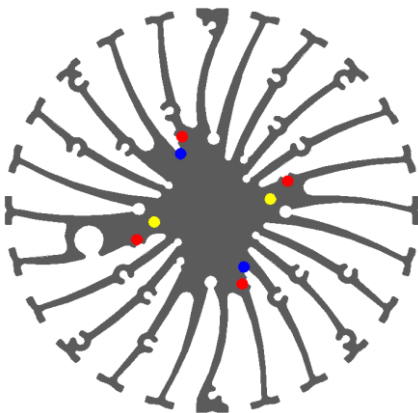
**Features VS Benefits**

- \* The EtraLED-BRI-11080 Bridgelux modular passive star LED heat sink are specifically designed for luminaires using the Bridgelux LED engines.
- \* Mechanical compatibility with direct mounting of the LED engines to the LED cooler and thermal performance matching the lumen packages.
- \* For spotlight and downlight designs from 3,000 to 7,200 lumen.
- \* Thermal resistance range Rth 1.03°C/W.
- \* Modular design with mounting holes foreseen for direct mounting of Bridgelux V Series™, Vero® SE Series, Vero® Series, H Series™ and Vesta™ Series LED engines.
- \* Diameter 110.0mm - standard height 80.0mm, Other heights on request.
- \* Extruded from highly conductive aluminum.



**Zhaga LED engine and radiator assembly is a unified future international standardization**

- \* Below you find an overview of Bridgelux COB's and LED modules which standard fit on the srar LED heat sinks.
- \* In this way mechanical after work and related costs can be avoided, and lighting designers can standardize their designs on a limited number of srar LED heat sinks.



**Bridgelux LED Modules directly Mounting Options**

**Bridgelux V18, V22 LED Array Series:**

- BXRE-20xxxxxx-x-xx; BXRE-40xxxxxx-x-xx;
- BXRE-27xxxxxx-x-xx; BXRE-50xxxxxx-x-xx;
- BXRE-30xxxxxx-x-xx; BXRE-57xxxxxx-x-xx;
- BXRE-35xxxxxx-x-xx; BXRE-65xxxxxx-x-xx;

With the Zhaga Book 3 Holders:

BJB holder:47.319.2224.50; 47.319.2030.50;

Direct mounting with machine screws M3x6.5mm, Blue indicator marks.

**Bridgelux Vero® Series Vero 18, Vero 29 LED Array and Vero® SE Series**

**Vero 18 SE, Vero 29 SE LED Array**

- BXRC-27xxxxx-x-xx ; BXRC-50xxxxxx-x-xx;
- BXRC-30xxxxx-x-xx ; BXRC-57xxxxxx-x-xx;
- BXRC-35xxxxx-x-xx ; BXRC-65xxxxxx-x-xx;
- BXRC-40xxxxx-x-xx ;

With the Bridgelux Holder:

Direct mounting with machine screws M3x6.5mm.

Vero 18 for the yellow indicator mark, Vero 29 for the red indicator mark.

**Bridgelux® H Series™ H12, H15 LED Array:**

- BXRH-27xxxxx-x-xx ; BXRH-35xxxxxx-x-xx;
- BXRH-30xxxxx-x-xx ; BXRH-40xxxxxx-x-xx;

With the Zhaga Book 3 Holders:

BJB holder:47.319.2131.50; 47.319.2021.50;

Direct mounting with machine screws M3x6.5mm, Blue indicator marks.

**EtraLED**

**EtraLED-BRI-11080 Bridgelux Modular Passive Star LED Heat Sink  $\Phi$ 110mm**

**Mounting Options and Drawings & Dimensions**

Example: EtraLED-BRI-11080-B-1,2

Example: EtraLED-BRI-110 **1** - **2** - **3**

**1** Height (mm)

**2** Anodising Color

B-Black

C-Clear

Z-Custom

**3** Mounting Options - see graphics for details Combinations available

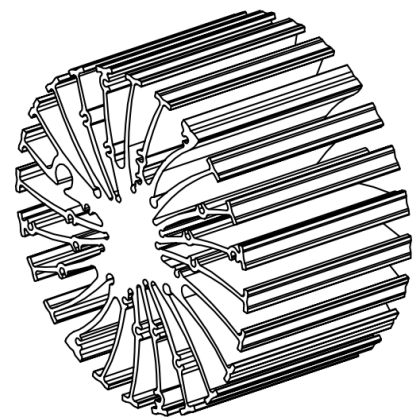
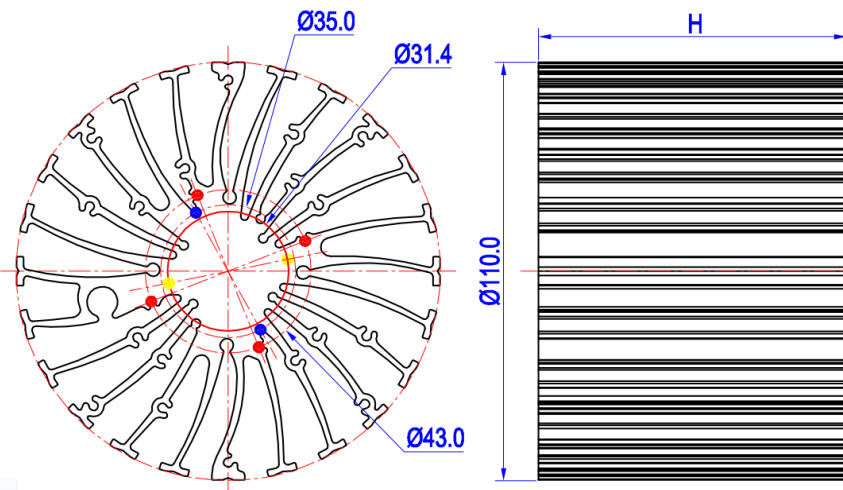
Ex.order code - 12

means option 1 and 2 combined

**Notes:**

- Mentioned models are an extraction of full product range.
- For specific mechanical adaptations please contact MingfaTech.
- MingfaTech reserves the right to change products or specifications without prior notice.

MOUNTING OPTION	Module type	Holder NO.	THREAD	THREAD DEPTH	THREAD HOLE DISTANCE
1	Vero 18 Vero SE 18	Bridgelux	M3	6.5mm	31.4mm/ 2-@180°
2	H12	BJB Holder 47.319.2131.50	M3	6.5mm	35.0mm/ 2-@180°
	H15	BJB Holder 47.319.2021.50			
	V18	BJB Holder 47.319.2224.50			
	V22	BJB Holder 47.319.2030.50			
3	Vero 29 Vero SE 29	Bridgelux	M3	6.5mm	43.0mm/ 4-@90°



**EtraLED**

**EtraLED-BRI-11080 Bridgelux Modular Passive Star LED Heat Sink Φ110mm**

**The product data table**

	Model No.	EtraLED-BRI-11080
	Heatsink Size	Φ110xH80mm
	Heatsink Material	AL6063-T5
	Finish	Black Anodized
	Weight (g)	662.0
	Dissipated power (Ths-amb,50°C)	48.5 (W)
	Cooling surface area (mm <sup>2</sup> )	194856
	Thermal Resistance (Rhs-amb)	1.03 (°C/W)

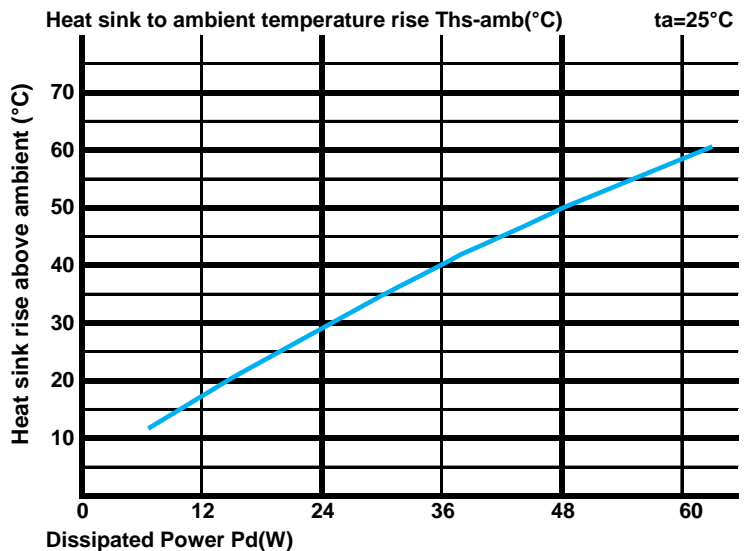
**The thermal data table**

\* Please be aware the dissipated power Pd is not the same as the electrical power Pe of a LED module.

\*To calculate the dissipated power please use the following formula: Pd = Pe x (1-ηL).

Pd - Dissipated power ; Pe - Electrical power ; ηL = Light efficiency of the LED module;

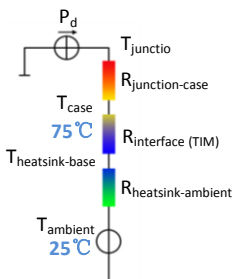
Dissipated Power Pd(W)	Pd = Pe x (1-ηL)	Heat sink to ambient thermal resistance Rhs-amb (°C/W)	Heat sink to ambient temperature rise Ths-amb (°C)
		EtraLED-BRI-11080	
12.0		1.33	16.0
24.0		1.21	29.0
36.0		1.11	40.0
48.0		1.03	49.5
60.0		0.95	57.0



\*The aluminum substrate side of the package outer shell is thermally connected to the heat sink via TIM (Thermal interface material).

MingFa recommends the use of a high thermal conductive interface between the LED module and the LED cooler.

Either thermal grease, A thermal pad or a phase change thermal pad thickness 0.1-0.15mm is recommended.



\*Thermal resistance is a heat property and a measurement of a temperature difference by which an object or material resists a heat flow.

Geometric shapes are different, the thermal resistance is different. Formula:  $\theta = (Ths - Ta) / Pd$

$\theta$  - Thermal Resistance [°C/W]; Ths - Heatsink temperature ; Ta - Ambient temperature ;

\*The thermal resistance between the junction section of the light-emitting diode and the aluminum substrate side of the package outer shell is  $R_{junction-case}$ , the thermal resistance of the TIM outside the package is  $R_{interface (TIM)}$  [°C/W], the thermal resistance with the heat sink is  $R_{heatsink-ambient}$  [°C/W], and the ambient temperature is  $T_{ambient}$  [°C].

\*Thermal resistances outside the package  $R_{interface (TIM)}$  and  $R_{heatsink-ambient}$  can be integrated into the thermal resistance  $R_{case-ambient}$  at this point. Thus, the following formula is also used:

$$T_{junction} = (R_{junction-case} + R_{case-ambient}) \cdot Pd + T_{ambient}$$