



BuLED

BuLED-30F-BRI LED light accessory to replace MR16 fitting for Bridgelux modulares

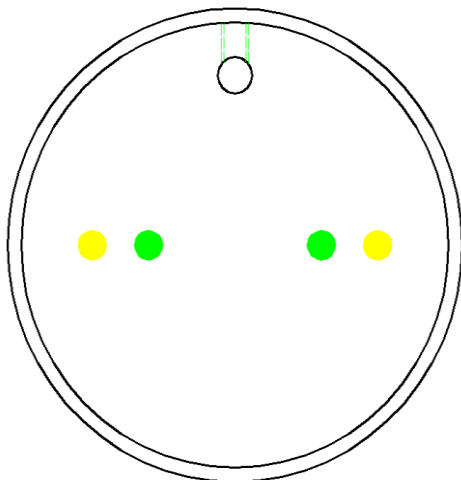
Features VS Benefits

- * BuLED-30F LED light accessory includes one LED cooler and one LED housing to be assembled with Bridgelux modules to replace MR16.
- * Mechanical compatibility with direct mounting of the LED engines to the LED cooler and thermal performance matching the lumen packages.
- * For spotlight and downlight designs from 400 to 1200 lumen.
- * Thermal resistance range Rth 4.2°C/W.
- * Heatsink Diameter 48mm - Standard height 30mm , Other heights on request.
- * Housing Diameter 50mm - Standard height 50mm , Other heights on request.
- * Modular design with mounting holes foreseen for direct mounting of Bridgelux ES Star, Vero 10 and Vero 13 Array LED engines.
- * Forged from highly conductive aluminum.



Zhaga LED engine and radiator assembly is a unified future international standardization

- * Below you find an overview of Bridgelux COB's and LED modules which standard fit on the BuLED-30F series.
- * In this way mechanical after work and related costs can be avoided, and lighting designers can standardize their designs on a limited number of Star LED Heat Sinks.



Bridgelux LED Modules directly Mounting Options

ES Star Array Series LED engines names.

- | | |
|--------------------|--------------------|
| BXRA-27E0540-A-03; | BXRA-30G0740-A-03; |
| BXRA-27G0540-A-03; | BXRA-40E0600-A-03; |
| BXRA-27E0740-A-03; | BXRA-40E0810-A-03; |
| BXRA-27G0740-A-03; | BXRA-50C1000-A-03; |
| BXRA-30E0540-A-03; | BXRA-56C0700-A-03; |
| BXRA-30G0540-A-03; | BXRA-56C1000-A-03; |
| BXRA-30E0740-A-03; | |

With the BJB holder: 47.313.1001.80
Mounting with machine screws M3x6.5mm;
Green indicator marks.

Vero 10 Array Series LED engines

- BXRC-27xxxx-B-xx ;
- BXRC-30xxxx-B-xx ;
- BXRC-35xxxx-B-xx ;
- BXRC-40xxxx-B-xx ;
- BXRC-50xxxx-B-xx ;

Direct mounting with machine screws M3x6.5mm;
Green indicator marks.

Vero 13 Array Series LED engines

- BXRC-27xxxx-C-xx ;
- BXRC-30xxxx-C-xx ;
- BXRC-35xxxx-C-xx ;
- BXRC-40xxxx-C-xx ;
- BXRC-50xxxx-C-xx ;

Direct mounting with machine screws M3x6.5mm;
Yellow indicator marks.



Mounting Options and Drawings & Dimensions

Example: BuLED-30F-BRI-B-1,2

Example: BuLED-30F-BRI-**1**-**2**

1 Anodising Color

B-Black

C-Clear

Z-Custom

2 Mounting Options - see graphics for details Combinations available

Ex.order code - 12

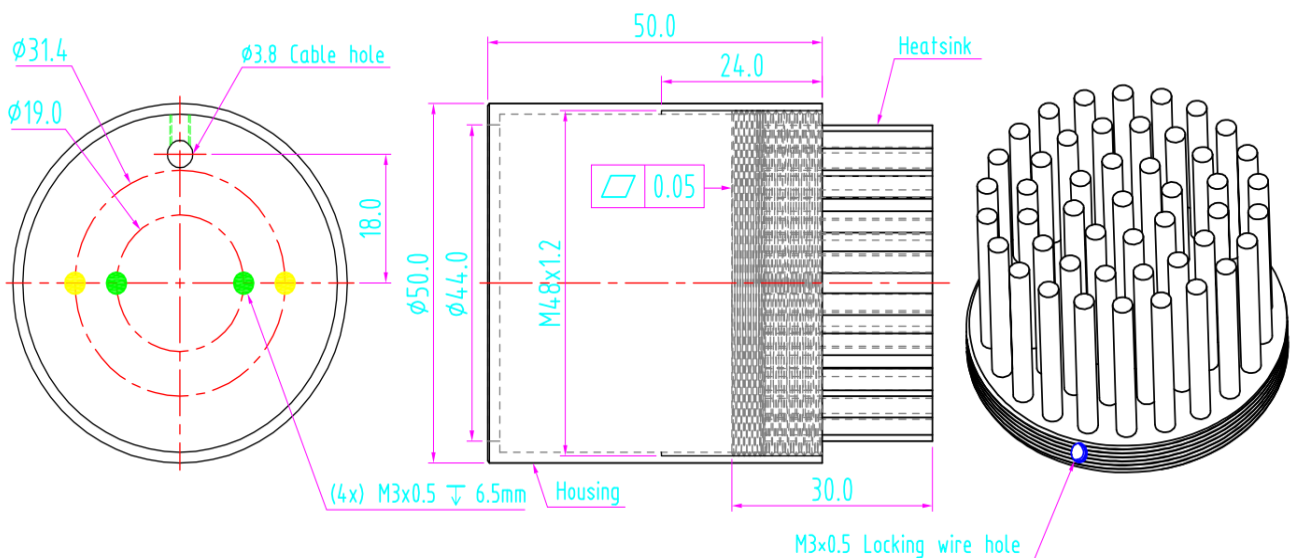
means option 1 and 2 combined

Notes:

- Mentioned models are an extraction of full product range.
- For specific mechanical adaptations please contact MingfaTech.
- MingfaTech reserves the right to change products or specifications without prior notice.




MOUNTING OPTION	Module type	Holder NO.	THREAD	THREAD DEPTH	THREAD HOLE DISTANCE
1	Vero-10 ES-Star Array	/	M3	6.5mm	19.0mm/ 2-@180°
2	Vero-13	/	M3	6.5mm	31.4mm/ 2-@180°



BuLED

BuLED-30F-BRI LED light accessory to replace MR16 fitting for Bridgelux modulars

The thermal data table

	 BuLED
Model No.	BuLED-30F-BRI
Heatsink Size	Φ48xH30mm
Housing Size	Φ50xH50mm
Material (Heatsink + Housing)	AL1070 + AL6063-T5
Finish	Black Anodized
Weight(g)	75.0
Thermal Wattage	12.0W
HeatsinkOs-a²	14976
Thermal Resistance	4.2

Dissipated Power Pd(W)	Pd = Pe x (1-ηL)	
	Heat sink to ambient thermal resistance Rhs-amb (°C/W)	Heat sink to ambient temperature rise Ths-amb (°C)
	BuLED-30F-BRI	BuLED-30F-BRI
2.5	6.80	17.00
4.5	6.50	29.00
7.0	5.70	40.00
9.5	5.10	48.00
12.0	4.20	50.50

