



for

LED



SimpoleLED

SimpoleLED-VOS-16050 for Vossloh-Schwabe Modular Passive LED Cooler Φ 160mm

Features VS Benefits

- * The SimpoleLED-VOS-16050 Vossloh-Schwabe Modular Passive LED Coolers are specifically designed for luminaires using the Vossloh-Schwabe LED engines.
- * Mechanical compatibility with direct mounting of the LED engines to the LED cooler and thermal performance matching the lumen packages.
- * For spotlight and downlight designs from 2500 to 8600 lumen.
- * Thermal resistance range Rth 0.68°C/W.
- * Modular design with mounting holes foreseen for direct mounting of Vossloh-Schwabe LUGA Shop LED engines.
- * Diameter 160mm - standard height 50mm Other heights on request.
- * Extruded from highly conductive aluminum.



Zhaga LED engine and radiator assembly is a unified future international standardization

- * Below you find an overview of Vossloh-Schwabe engines COB's and LED modules which standard fit on the SimpoleLED coolers.
- * In this way mechanical after work and related costs can be avoided, and lighting designers can standardize their designs on a limited number of LED coolers.



Vossloh-Schwabe LED engines for which Zhaga book3 LED Modules holders are available.

For the LUGA C 2015 LED engines.

- | | |
|-------------|-------------|
| DMC11CC27E; | DMC11CB50E; |
| DMC11CC30E; | DMC16CC30E; |
| DMC11CC35E; | DMC16CC40E; |
| DMC11CC40E; | DMC16CB40E; |
| DMC11CB40E; | DMC16CC50E; |
| DMC11CC50E; | DMC16CB50E; |

Zhaga Book3

Green indicator marks.

BJB holder:47.319.2030.50;

AAG.STUCCHI holder:8102-G2;

Mounting with machine screws M3x6mm,

For the LUGA C 2015 LED engines.

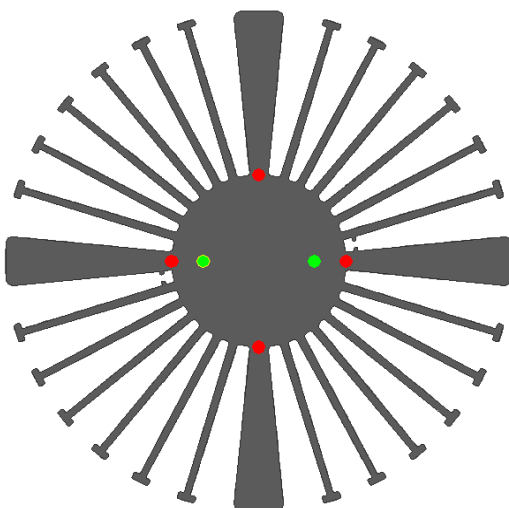
- | |
|-------------|
| DMC17QC30E; |
| DMC17QC40E; |
| DMC17QB40E; |
| DMC17QC50E; |
| DMC17QB50E; |

Red indicator marks.;

BJB holder:47.319.4160.50

Mounting with machine screws M4x6mm;

Please refer to the "www.vossloh-schwabe.com" data provided on the manual.



SimpoLED

SimpoLED-VOS-16050 for Vossloh-Schwabe Modular Passive LED Cooler Φ 160mm

Mounting Options and Drawings & Dimensions

Example: SimpoLED-VOS-16050-B-1

Example: SimpoLED-VOS-160 **1** - **2** - **3**

1 Height (mm)

2 Anodising Color

B-Black

C-Clear

Z-Custom

3 Mounting Options - see graphics for details Combinations available

Ex.order code - 12

means option 1 and 2 combined

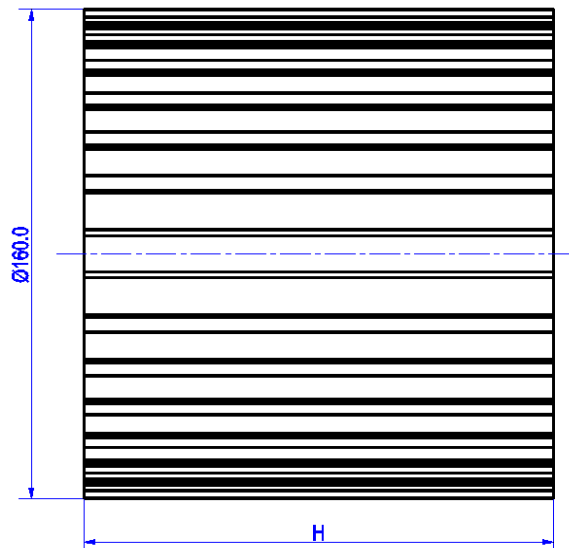
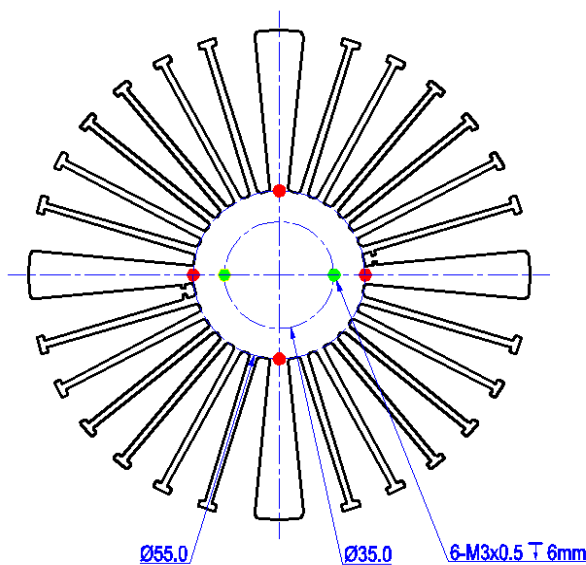
Notes:

- Mentioned models are an extraction of full product range.
- For specific mechanical adaptations please contact MingfaTech.
- MingfaTech reserves the right to change products or specifications without prior notice.



A. A. G.
STUCCHI
Ideas are made of light


MOUNTING OPTION	Module type	Holder NO.	THREAD	THREAD DEPTH	THREAD HOLE DISTANCE
1	LUGA Shop 2014 PCB	Vossloh-Schwabe	M3	6mm	35.0mm/ 2-@180°
	LUGA C	AAG.STUCCHI (8102-G2)			
		BJB (47.319.2030.50)			
LUGA Shop 2014	/				
2	LUGA C	BJB (47.319.4160.50)	M3	6mm	55.0mm/ 4-@90°



SimpoLED

SimpoLED-VOS-16050 for Vossloh-Schwabe Modular Passive LED Cooler Φ 160mm

The thermal data table

	 <p><i>SimpoLED-16050</i></p>
Model No.	SimpoLED-VOS-16050
Size	Φ160xH50mm
Material	AL6063-T5
Finish	Black Anodized
Weight(gr)	1052
Thermal Wattage	71.3W
HeatsinkΘs-a²	179161
Heat Sink T Rise Above Ambient	0.68

Dissipated Power Pd(W)	Pd = Pe x (1- η L)	Heat sink to ambient thermal resistance Rhs-amb (°C/W)	Heat sink to ambient temperature rise Ths-amb (°C)
		SimpoLED-VOS-16050	SimpoLED-VOS-16050
15		0.92	13.8
30		0.83	24.9
45		0.78	35.1
60		0.70	42.0
75		0.67	50.3
90		0.60	54.0
100		0.55	55.0

